











INDEX







| <u>PAGE NO.</u> | <u>PRODUCT CATEGORY</u> | <u>LINK</u> |
|-----------------|--|---|
| PAGE 1A | <u>DECK OVENS – ELECTIRC</u> | <u>CLICK HERE TO GO TO PAGE</u> |
| PAGE 1B | <u>DECK OVENS – GAS</u> | <u>CLICK HERE TO GO TO PAGE</u> |
| PAGE 2 | <u>PLANETARY MIXERS</u> | <u>CLICK HERE TO GO TO PAGE</u> |
| PAGE 3 | <u>SPIRAL MIXERS</u> | <u>CLICK HERE TO GO TO PAGE</u> |
| PAGE 4 | <u>BREAD SLICERS, DOUGH SHEETERS & PROOFERS</u> | <u>CLICK HERE TO GO TO PAGE</u> |
| PAGE 5 | <u>SANDWICH GRILLERS & WAFFLE MAKERS</u> | <u>CLICK HERE TO GO TO PAGE</u> |
| PAGE 6 | <u>DEEP FAT FRYERS</u> | <u>CLICK HERE TO GO TO PAGE</u> |
| PAGE 7 | <u>PIZZA OVENS & SALAMANDER</u> | <u>CLICK HERE TO GO TO PAGE</u> |
| PAGE 8 | <u>BAIN MARIE</u> | <u>CLICK HERE TO GO TO PAGE</u> |
| PAGE 9 | <u>GRIDDLE PLATE, TOASTER, ICE CRUSHER & INFRA LAMPS</u> | <u>CLICK HERE TO GO TO PAGE</u> |
| PAGE 10A | <u>COFFEE MACHINES</u> | <u>CLICK HERE TO GO TO PAGE</u> |
| PAGE 10B | <u>COFFEE GRINDERS</u> | <u>CLICK HERE TO GO TO PAGE</u> |
| PAGE 11 | <u>JUICE DISPENSERS, SLUSH MACHINES & OTHER DISPENSERS</u> | <u>CLICK HERE TO GO TO PAGE</u> |
| PAGE 12 | <u>BLENDERS</u> | <u>CLICK HERE TO GO TO PAGE</u> |
| PAGE 13 | <u>MEAT MINCER, MIXER GRINDER & VEGETABLE CUTTER</u> | <u>CLICK HERE TO GO TO PAGE</u> |
| PAGE 14A | <u>CHEST FREEZERS / ICE CREAM FREEZERS</u> | <u>CLICK HERE TO GO TO PAGE</u> |
| PAGE 14B | <u>CHEST FREEZERS / ICE CREAM FREEZERS</u> | <u>CLICK HERE TO GO TO PAGE</u> |
| PAGE 15 | <u>VISI COOLER / BOTTLE COOLER</u> | <u>CLICK HERE TO GO TO PAGE</u> |
| PAGE 16 | <u>HOSHIZAKI VERTICAL REFRIGERATORS</u> | <u>CLICK HERE TO GO TO PAGE</u> |
| PAGE 17 | <u>HOSHIZAKI VERTICAL REFRIGERATORS</u> | <u>CLICK HERE TO GO TO PAGE</u> |
| PAGE 18 | <u>HOSHIZAKI UNDERCOUNTER REFRIGERATORS</u> | <u>CLICK HERE TO GO TO PAGE</u> |
| PAGE 19 | <u>HOSHIZAKI UNDERCOUNTER REFRIGERATORS</u> | <u>CLICK HERE TO GO TO PAGE</u> |
| PAGE 20A | <u>WESTERN DISPLAY SHOWCASE / CAKE DISPLAY</u> | <u>CLICK HERE TO GO TO PAGE</u> |
| PAGE 20B | <u>WESTERN DISPLAY SHOWCASE / CAKE DISPLAY</u> | <u>CLICK HERE TO GO TO PAGE</u> |
| PAGE 21 | <u>BAR EQUIPMENT</u> | <u>CLICK HERE TO GO TO PAGE</u> |
| PAGE 22 | <u>REFRIGERATORS & DISPLAY SHOWCASE</u> | <u>CLICK HERE TO GO TO PAGE</u> |
| PAGE 23 | <u>ULTRACHEF REFRIGERATORS</u> | <u>CLICK HERE TO GO TO PAGE</u> |
| PAGE 24 | <u>WATER COOLERS</u> | <u>CLICK HERE TO GO TO PAGE</u> |
| PAGE 25 | <u>GAS BURNER RANGE / COOKING RANGE</u> | <u>CLICK HERE TO GO TO PAGE</u> |
| PAGE 26 | <u>DOSA PLATE, GRIDDLE & TANDOOR</u> | <u>CLICK HERE TO GO TO PAGE</u> |
| PAGE 27 | <u>WORK TABLES</u> | <u>CLICK HERE TO GO TO PAGE</u> |
| PAGE 28 | <u>SINKS, GREASE TRAPS & DRAIN COVER</u> | <u>CLICK HERE TO GO TO PAGE</u> |
| PAGE 29 | <u>STORAGE SOLUTIONS</u> | <u>CLICK HERE TO GO TO PAGE</u> |
| PAGE 30 | <u>EXHAUST SYSTEM & FRESH AIR SYSTEM</u> | <u>CLICK HERE TO GO TO PAGE</u> |

INDEX


| <u>PAGE NO.</u> | <u>PRODUCT CATEGORY</u> | <u>LINK</u> |
|-----------------|---|---|
| PAGE 31A | <u>DISH WASHING EQUIPMENT</u> | <u>CLICK HERE TO GO TO PAGE</u> |
| PAGE 31B | <u>DISH WASHING EQUIPMENT</u> | <u>CLICK HERE TO GO TO PAGE</u> |
| PAGE 32 | <u>ICE CUBE MACHINES</u> | <u>CLICK HERE TO GO TO PAGE</u> |
| PAGE 33A | <u>COMBI & CONVECTION OVENS</u> | <u>CLICK HERE TO GO TO PAGE</u> |
| PAGE 33B | <u>COMBI & CONVECTION OVENS</u> | <u>CLICK HERE TO GO TO PAGE</u> |
| PAGE 34 | <u>MICROWAVE OVENS & RICE COOKERS</u> | <u>CLICK HERE TO GO TO PAGE</u> |
| PAGE 35 | <u>GN PANS</u> | <u>CLICK HERE TO GO TO PAGE</u> |
| PAGE 36 | <u>TROLLEYS & CARTS</u> | <u>CLICK HERE TO GO TO PAGE</u> |
| PAGE 37 | <u>INDIAN MACHINERY</u> | <u>CLICK HERE TO GO TO PAGE</u> |
| PAGE 38 | <u>INDIAN MACHINERY & IDLI STEAMERS</u> | <u>CLICK HERE TO GO TO PAGE</u> |
| PAGE 39 | <u>BARBEQUES & SHAWARMA MACHINES</u> | <u>CLICK HERE TO GO TO PAGE</u> |
| PAGE 40 | <u>FOOD WARMERS & POP CORN MACHINES</u> | <u>CLICK HERE TO GO TO PAGE</u> |
| PAGE 41 | <u>TABLE TOP STOVES</u> | <u>CLICK HERE TO GO TO PAGE</u> |
| PAGE 42 | <u>TABLE TOP DOSA BHATTI & CHAPATI BHATTI</u> | <u>CLICK HERE TO GO TO PAGE</u> |
| PAGE 43 | <u>BBQ GRILLER & QUBA INDUCTION</u> | <u>CLICK HERE TO GO TO PAGE</u> |
| TERMS PAGE | <u>TERMS & CONDITIONS</u> | <u>CLICK HERE TO GO TO PAGE</u> |


| Customer PRICE-LIST effective from 01.05.2023 : | | | | | PAGE 1A |
|--|---|--|--|---|---------------------------|
| CODE | PRODUCT | | DETAILS | IMAGE | PRICE |
| OV E 0101N | NEW ELECTRIC OVEN SINGLE DECK ONE TRAY | | Dimensions: 35x22x15". Tray Size: 16x24". Inner Chamber Size 24x16". Voltage: 220V (Single Phase) Power: 4.2Kw. Net Wt.: 35kg. Separate temp. control for up and down. Maximum Temperature: Up to 300°C |  | ₹. 33,000.00 + GST 18% |
| OV E 0102 | ELECTRIC OVEN SINGLE DECK TWO TRAYS | | Dimensions: 48x32x21". Tray Size: 16x24". Inner Chamber Size 34x24". Options available for 220V Single Phase & 380V Three Phase. Power: 7Kw. Net Wt.: 80kg. Separate temperature control for up and down. Maximum Temperature: Up to 400°C |  | ₹. 44,000.00 + GST 18% |
| OV E 0204 | ELECTRIC OVEN TWO DECK FOUR TRAYS | | Dimensions: 48x32x50". Tray Size: 16x24". Inner Chamber Size 34x24". Voltage: 380v (Three Phase) Power: 14Kw. Net Weight: 170kg. Separate temperature control for all 4 heaters. Maximum Temperature: Up to 400°C |  | ₹. 82,500.00 + GST 18% |
| OV E 0303 | ELECTRIC OVEN THREE DECK THREE TRAYS | | Dimensions: 35x22x44". Tray Size: 16x24". Inner Chamber Size 25x17". Voltage: 380v (Three Phase) Power: 12Kw. Net Weight: 100 kg. Separate temperature control for all 6 heaters. Maximum Temperature: Up to 400°C |  | ₹. 66,000.00 + GST 18% |

| Customer PRICE-LIST effective from 01.05.2023: | | | | | PAGE 1B |
|---|--|--|--|---|-----------------------------|
| CODE | PRODUCT | | DETAILS | IMAGE | PRICE |
| OV G 0101 | GAS OVEN SINGLE DECK ONE TRAY | | Dimensions: 41x28x21". Tray Size: 16x24". Inner Chamber Size 25x18". Voltage: 220V (Single Phase) Power: 0.1Kw. Net Weight: 65kg. Separate temperature control for up and down. Maximum Temperature: Up to 400°C |  | ₹. 44,000.00 + GST 18% |
| OV G 0102 | GAS OVEN SINGLE DECK TWO TRAYS | | Dimensions: 53x36x27". Tray Size: 16x24". Inner Chamber Size 34x25". Voltage: 220V (Single Phase) Power: 0.1Kw. Net Weight: 135kg. Separate temperature control for up and down. Maximum Temperature: Up to 400°C |  | ₹. 63,800.00 + GST 18% |
| OV G 0204 | GAS OVEN TWO DECK FOUR TRAYS | | Dimensions: 53x36x58". Tray Size: 16x24". Inner Chamber Size 34x25". Voltage: 220V (Single Phase) Power: 0.2Kw. Net Weight: 280kg. With Digital Timer & Buzzer. Separate temperature control for all 4 Burners. Maximum Temperature: Up to 400°C |  | ₹. 1,21,000.00 + GST 18% |
| OV G 0303 | GAS OVEN THREE DECK THREE TRAYS | | Dimensions: 41x36x68". Tray Size: 16x24". Inner Chamber Size 25x17". Voltage: 220V (Single Phase) Power: 0.3Kw. With Digital Timer & Buzzer. Separate temperature control for all 6 Burners. Maximum Temperature: Up to 400°C |  | ₹. 99,000.00 + GST 18% |
| OV G 0306 | GAS OVEN THREE DECK SIX TRAYS | | Dimensions: 53x36x68". Tray Size: 16x24". Inner Chamber Size 34x25". Voltage: 220V (Single Phase) Power: 0.3Kw. Net Weight: 410kg. With Digital Timer & Buzzer. Separate temperature control for all 6 Burners. Maximum Temperature: Up to 400°C |  | ₹. 1,81,500.00 + GST 18% |
| OV G 0309 | GAS OVEN THREE DECK NINE TRAYS | | Dimensions: 70x34x70". Tray Size: 16x24". Inner Chamber Size 56x28". Voltage: 220V (Single Phase) Power: 0.4 Kw. Weight: 550 kg. Appx. With Digital Timer & Buzzer Separate temperature control for all 9 Burners. Maximum Temperature: Up to 400°C |  | ₹. 2,47,500.00 + GST 18% |




| Customer PRICE-LIST effective from 01.05.2023: | | | | PAGE 2 |
|---|--|---|---|--------------------------------|
| CODE | PRODUCT | DETAILS | IMAGE | PRICE |
| BAKEPRO PL6.5A | BAKEPRO STAND MIXER 6.5 LITRE Table Top 2 Years Warranty | Bowl Volume: 6.8Litre. Dimensions: 17x11x14” Metal Body, Metal Gears, 1800W Motor. Mixing Speed: Variable. Three Attachments. Mixing Capacity: 1kg Cream, 0.5kg Flour. Power: 0.45Kw. Net Wt.: 7.5kg. |  | ₹. 18,150.00 + GST 18% |
| PL 05A | PLANETARY FOOD MIXER 5 LITRES Table Top | Bowl Volume: 5Litre. Dimensions: 09x14x13” Voltage: 220V (Single Phase) Mixing Speed: Variable. Three Attachments. Mixing Capacity: 1kg Cream, 0.5kg Flour. Power: 0.25Kw. Net Wt.: 10kg. | | ₹. 15,400.00 + GST 18% |
| PL 07A | PLANETARY FOOD MIXER 7 LITRES Table Top | Bowl Volume: 7Litre. Dimensions: 17x10x17” Voltage: 220V (Single Phase) Mixing Speed: Variable. Three Attachments. Mixing Capacity: 1kg Cream, 0.5kg Flour. Power: 0.45Kw. Net Wt.: 16kg. |  | ₹. 33,000.00 + GST 18% |
| PL 10A | PLANETARY FOOD MIXER 10 LITRES HEAVY MODEL | Bowl Volume: 10Litre. Dimensions: 18x15x24” Voltage: 220V (Single Phase) Mixing Speed: 105/180/408. 3 Attachments. Mixing Capacity: 2kg Cream, 1kg Flour. Power: 0.5Kw. Net Wt.: 56kg. |  | : ₹. 38,500.00 + GST 18% |
| PL 20A | PLANETARY FOOD MIXER 20 LITRES HEAVY MODEL | Bowl Volume: 20Litre. Dimensions: 21x18x33” Voltage: 220V (Single Phase) Mixing Speed: 105/180/408. 3 Attachments. Mixing Capacity: 5kg Cream, 3kg Flour. Power: 0.75Kw. Net Wt.: 80kg. |  | ₹. 46,200.00 + GST 18% |
| PL 30A | PLANETARY FOOD MIXER 30 LITRES HEAVY MODEL | Bowl Volume: 30Litre. Dimensions: 22x20x37” Voltage: 220V (Single Phase) Mixing Speed: 110/200/420. 3 Attachments. Mixing Capacity: 8kg Cream, 4.5kg Flour. Power: 1Kw. Net Wt.: 90kg. |  | : ₹. 57,200.00 + GST 18% |
| PL 40A | PLANETARY FOOD MIXER 40 LITRES HEAVY MODEL | Bowl Volume: 40Litre. Dimensions: 25x25x40” Voltage: 220V (Single Phase) Mixing Speed: 80/160/288. Three Attachments. Mixing Capacity: 10kg Cream, 6kg Flour. Power: 1.1kw. Net Wt.: 150kg. |  | ₹.104,500.00 + GST 18% |









| Customer PRICE-LIST effective from 01.05.2023: | | | | | PAGE 3 |
|---|--|--|---|---|-----------------------------|
| CODE | PRODUCT | | DETAILS | IMAGE | PRICE |
| SP 08A | SPIRAL DOUGH MIXER 08 LITRE | | Bowl Volume: <u>8 ltr.</u> Kneading Capacity: <u>3 kg.</u> Dimensions: 12x20x16" Voltage: 220V/50Hz. Mixing Speed: 159 RPM. Bowl Speed: 21 RPM. Power: 0.45/0.7Kw. Net Wt.: 36kg. |  | ₹. 30,800.00 + GST 18% |
| SP 10A | SPIRAL DOUGH MIXER 10 LITRE | | Bowl Volume: 10 ltr. Kneading Capacity: 5 kg. Dimensions: 22x14x26". Mixing Speed: 250 RPM. Bowl Speed: 25 RPM. Power: 1.1Kw. |  | ₹. 49,500.00 + GST 18% |
| SP 20A | SPIRAL DOUGH MIXER 20 LITRES AUTOMATIC TIMER CHANGER | | Bowl Volume: <u>20 ltr.</u> Kneading Capacity: <u>8 kg.</u> Dimensions: 28x15x30" Voltage: 220V. Mixing Speed: 100/185rpm. Bowl Speed: 10/16rpm. Power: 0.5/0.75Kw. Net Wt.: 80kg. |  | ₹. 66,000.00 + GST 18% |
| SP 20M | SPIRAL DOUGH MIXER 20 LITRES MANUAL TIMER CHANGER | | Bowl Volume: <u>20 ltr.</u> Kneading Capacity: <u>8 kg.</u> Dimensions: 28x15x30" Voltage: 220V. Mixing Speed: 100/185rpm. Bowl Speed: 10/16rpm. Power: 0.5/0.75Kw. Net Wt.: 80kg. |  | ₹. 60,500.00 + GST 18% |
| SP 30A | SPIRAL DOUGH MIXER 30 LITRES AUTOMATIC TIMER CHANGER | | Bowl Volume: <u>30 ltr</u> Kneading Capacity: <u>12 kg.</u> Dimensions: 31x18x33" Voltage: 220V. Mixing Speed: 100/185rpm. Bowl Speed: 10/16rpm. Power: 0.85/1.1Kw. Net Wt.: 85kg. |  | ₹. 74,800.00 + GST 18% |
| SP 30M | SPIRAL DOUGH MIXER 30 LITRES MANUAL TIMER CHANGER | | Bowl Volume: <u>30litre.</u> Kneading Capacity: <u>12 kg.</u> Dimensions: 31x18x33" Voltage: 220V. Mixing Speed: 100/185rpm. Bowl Speed: 10/16rpm. Power: 0.85/1.1Kw. Net Wt.: 85kg. |  | ₹. 68,200.00 + GST 18% |
| SP 40A | SPIRAL DOUGH MIXER 40 LITRES AUTOMATIC TIMER CHANGER | | Bowl Volume: <u>40litre.</u> Kneading Capacity: <u>16 kg.</u> Voltage: 220V (Single Phase). Dimensions: 35x19x38" Power: 1.1/2.2 Kw. Mixing Speed: 100/185rpm. Bowl Speed: 10/16rpm. Net Wt.: 122 kg. |  | ₹.104,500.00 + GST 18% |
| SP 50A | SPIRAL DOUGH MIXER 50 LITRES AUTOMATIC TIMER CHANGER | | Bowl Volume: <u>50litre.</u> Kneading Capacity: <u>20 kg.</u> Voltage: 220V (Single Phase). Dimensions: 920x530x940mm. Power: 1.1/2.2 Kw. Mixing Speed: 100/185rpm. Bowl Speed: 10/16rpm. Net Wt.: 128 kg. |  | ₹. 1,15,500.00 + GST 18% |
| IND SP 40 KG R | INDIAN SPIRAL DOUGH MIXER [R] 40 KG | | Bowl: SS 304 Top Cover: SS Dimensions: 46x22x42" Weight: 370 Kg Motor: 5 + 1.5 HP / Three Phase FULLY AUTOMATIC |  | ₹. 1,76,000.00 + GST 18% |
| SP 20KG IND | INDIAN SPIRAL DOUGH MIXER SINGLE PHASE [Z] | | Kneading Capacity: 20 Kg, 40 Kg & 60 Kg. Voltage: 220V (Single Phase) Power: 1.1/2.2 KW. | | ₹. 1,21,000.00 + GST 18% |

| | | | | | | |
|-------------------|--|--|---|--|---|-----------------------------|
| SP 40KG IND | | | Mixing Speed: 100/185 RPM Bowl Speed: 10/16 RPM. | |  | ₹. 1,48,500.00 + GST 18% |
| SP 60KG IND | | | | | | ₹. 1,98,000.00 + GST 18% |

| Customer PRICE-LIST effective from 01.05.2023: | | | | | PAGE 4 |
|---|--|--|---|---|---|
| CODE | PRODUCT | | DETAILS | IMAGE | PRICE |
| BS 12 IMP | IMPORTED BREAD SLICER 12 MM | | Dimensions: 22x20x24". No. of Slices: 31. No. of Blades: 32 Blades. Voltage: 220V. Power: 0.25 kw. |  | ₹. 46,200.00 + GST 18% |
| BS 10 IND | INDIAN BREAD SLICER 10 mm WITH STAND | | Dimensions: 15x20x19". No. of Slices: 23. No. of Blades: 24 Blades. Voltage: 220V. Power: 0.25 kw. |  | ON DEMAND |
| BS 12 IND | INDIAN BREAD SLICER 12 mm WITH STAND | | Dimensions: 20x20x20". No. of Slices: 27. No. of Blades: 28 blades. Voltage: 220V. Power: 0.25 kw. |  | ₹. 35,200.00 + GST 18% |
| BS SS 12 IND | INDIAN S.S. BODY BREAD SLICER 12 MM WITH STAND | | Dimensions: 20x20x20". No. of Slices: 29. No. of Blades: 30 Blades. Voltage: 220V. Power: 0.25 kw. |  | ₹. 35,200.00 + GST 18% |
| BS 14 IND | INDIAN BREAD SLICER 14 MM WITH STAND | | Dimensions: 20x20x20". No. of Slices: 25. No. of Blades: 26 Blades. Voltage: 220V. Power: 0.25 kw. |  | ₹. 38,500.00 + GST 18% |
| DS 520 SS TT | TABLE TOP DOUGH SHEETER FULL STAINLESS-STEEL BODY AND ROLLER | | Dimensions: 910x1890x590mm Belt size 520*2200mm Voltage: 220V 50Hz Power: 0.55kW Max. dough capacity 5kg/time Roller adjustable Gap 1-40 mm Expanded W/H 1890*590mm Net Weight: 125 kg. |  | ₹. 1,81,500.00 + GST 18% |
| DS 520 SS | DOUGH SHEETER 520 FULL STAINLESS-STEEL BODY AND ROLLER | | Belt Size: 520mm (21x87inch) Dimensions: 36x106x44". Voltage: 220V 50Hz. Power: 0.55KW Max. Dough Capacity: 5.5kg. Roller Gap: 1mm to 40mm. Net Weight: 248kg. |  | ₹. 2,09,000.00 + GST 18% |
| DS 650 SS | DOUGH SHEETER 650 FULL STAINLESS-STEEL BODY AND ROLLER | | Belt Size: 650mm (26x87inch) Dimensions: 40x106x44". Voltage: 220V 50Hz. Power: 0.55KW Max. Dough Capacity: 7.5kg. Roller Gap: 1mm to 40mm. Net Weight: 265kg. |  | ₹. 2,42,000.00 + GST 18% |
| PR SD | ELECTRIC PROOFER SINGLE DOOR Weight: 32kg. | | Default Capacity: 8 Trays (extendable). Tray Size: 16x24". Dimensions: 19x27x76" Voltage: 220V. 50Hz. Power: 2.1KW. |  | ₹. 31,900.00 + GST 18% |
| | | | Default Capacity: 8 Trays. (ZAHABI) Tray Size: 16x24". Dimensions: 20x26x46" Voltage: 220V. 50Hz. Power: 2.1KW. | | ₹. 28,600.00 + GST 18% HEAVY MODEL |
| PR DD | ELECTRIC PROOFER TWO DOORS | | Default Capacity: 16 Trays (extendable). Tray Size: 16x24". Dimensions: 40x27x76" Voltage: 220V. 50Hz. Power: 2.8KW. Net Weight: 50kg. |  | ₹. 48,400.00 + GST 18% |

| Customer PRICE-LIST effective from 01.05.2023: | | | | PAGE 5 |
|---|---|---|---|---------------------------|
| CODE | PRODUCT | DETAILS | IMAGE | PRICE |
| SG REG SIN | SANDWICH GRILLER SINGLE | Dimensions: 13x15x7" Power: 1.8Kw. Upper Grill Size: 8.25 x 8.5" Lower Grill Size: 9.5 x 9.25" Temperature Range: 50-300°C |  | ₹. 9,350.00 + GST 18% |
| SG JUM SIN | SANDWICH GRILLER JUMBO | Dimensions: 16x15x9" Power: 2.2Kw. Upper Grill Size: 13 x 9" Lower Grill Size: 14 x 9.5" Temperature Range: 50-300°C |  | ₹. 11,000.00 + GST 18% |
| SG JUM GAS | SANDWICH GRILLER JUMBO GAS | Dimensions: 18x15x10" Upper Grill Size: 14.5 x 9.5" Lower Grill Size: 15.5 x 10.5" |  | ₹. 22,000.00 + GST 18% |
| SG JUM DBL | SANDWICH GRILLER JUMBO DOUBLE | Dimensions: 34X16X8" Power: 2.2+2.2Kw. Upper Grill Size: 13.5X8.5"X 2 Lower Grill Size: 30X11" Temperature Range: 50-300°C |  | ₹. 22,000.00 + GST 18% |
| WB CONE | CONE BAKER | Dimensions: 14x10x9" Power: 1Kw. Voltage: 220V Single Phase. Weight: 5.4kg. WITH TIMER. |  | ₹. 8,580.00 + GST 18% |
| WB R | WAFFLE BAKER ROUND | Dimensions: 14x10x9" Power: 1Kw. Voltage: 220V Single Phase. Weight: 5.4kg. WITH TIMER. |  | ₹. 8,580.00 + GST 18% |
| WB R R01 | ROTARY WAFFLE BAKER ROUND | Dimensions: 14x16x10" Power: 1.2Kw. Voltage: 220V Single Phase. Weight: 6.3kg. WITH TIMER. |  | ₹. 12,100.00 + GST 18% |
| WB S | WAFFLE BAKER SQUARE | Dimensions: 12x15x10" Power: 1.6Kw. Voltage: 220V Single Phase. Weight: 11.6kg. WITH TIMER. |  | ₹. 14,520.00 + GST 18% |
| WB S D | DIGITAL ROTARY WAFFLE BAKER SQUARE | Dimensions: 14x16x10" Power: 1.4Kw. Voltage: 230V Single Phase. TEM. RANGE: 50-250°C |  | ₹.19,250.00 + GST 18% |
| WB MPC | MINI PAN CAKE BAKER | Dimensions: 13x12x7" Power: 0.85 Kw. Voltage: 220V Single Phase. Temperature: 50-300°C. |  | ₹. 20,350.00 + GST 18% |
| WB LOLLY | LOLLY WAFFLE BAKER | Dimensions: 12x12x9" Power: 2 Kw. Voltage: 220V Single Phase. Temperature: 50-300°C. |  | ₹. 19,800.00 + GST 18% |










| | | | | | |
|--------------|---------------------------------|--|--|---|---------------------------|
| WB HOTDOG | HOT DOG WAFFLE BAKER | | Dimensions: 13x11x10" Power: 1.55 Kw. Voltage: 220V Single Phase. Temperature: 50-300°C. |  | ₹. 19,580.00 + GST 18% |
| WB BBL | BUBBLE WAFFLE BAKER | | Dimensions: 9x23x10" Power: 1.5 Kw. Voltage: 220V Single Phase. Temperature: 50-250°C. |  | ₹. 12,100.00 + GST 18% |
| | BISCUIT WAFFLE BAKER | | Dimensions: 380x320x245mm Power: 1500w. Voltage: 220V Single Phase. Temp.: 50-300°C |  | ₹. 17,600.00 + GST 18% |

| Customer PRICE-LIST effective from 01.05.2023: | | | | | PAGE 6 |
|---|--|--|--|---|---------------------------|
| CODE | PRODUCT | | DETAILS | IMAGE | PRICE |
| FR 4 | ELECTRIC DEEP FRYER SINGLE 4 LITRES | | Dimensions: 8x15x12" Temperature Range: Up to 190°C Power: 1.8Kw. Full SS Body. Removable Pan & Body for easy wash. |  | ₹. 6,600.00 + GST 18% |
| FR 6 | ELECTRIC DEEP FRYER SINGLE 6 LITRES | | Dimensions: 10x17x11" Temperature Range: Up to 190°C Power: 2Kw. Full SS Body. Removable Pan & Body for easy wash. | | ₹. 7,370.00 + GST 18% |
| FR 8 | ELECTRIC DEEP FRYER SINGLE HEAVY 8 LITRES | | Dimensions: 12x19x12" Temperature Range: Up to 190°C Power: 2Kw. Full SS Body. Removable Pan & Body for easy wash | | ₹. 7,920.00 + GST 18% |
| FR D 44 | ELECTRIC DEEP FRYER DOUBLE 4+4 LITRE | | Dimensions: 17x15x12" Temperature Range: Up to 190°C Power: 3.5Kw Full SS Body. Removable Pan & Body for easy wash. |  | ₹. 14,740.00 + GST 18% |
| FR D 66 | ELECTRIC DEEP FRYER DOUBLE 6+6 LITRE | | Dimensions: 17x17.5x13" Temperature Range: Up to 190°C Power: 2+2Kw. Full SS Body. Removable Pan & Body for easy wash. | | ₹. 16,500.00 + GST 18% |
| FR D 88 | ELECTRIC DEEP FRYER DOUBLE HEAVY 8+8 LITRE | | Dimensions: 19x17x14" Temperature Range: Up to 190°C Power: 2+2Kw. Full SS Body. Removable Pan & Body for easy wash. | | ₹. 17,600.00 + GST 18% |
| FR 10 | ELECTRIC DEEP FRYER WITH TAP 10 LITRES | | Dimensions: 11x19.5x14" Temperature Range: Up to 190°C Power: 3Kw. Full SS Body. |  | ₹. 14,740.00 + GST 18% |
| FR 16 | ELECTRIC DEEP FRYER WITH TAP 16 LITRES | | Dimensions: 14x21x16" Temperature Range: Up to 190°C Power: 5Kw Full SS Body. | | ₹. 18,480.00 + GST 18% |
| FR GAS 7M | GAS FRYER Non-Automatic (Manual Control) 7 LITRES | | Dimensions: 8x18x20" Temperature Range: Up to 190°C Power: 18.9 BTU/Hour. Full SS Body. |  | ₹. 10,780.00 + GST 18% |
| FR GAS 18A | AUTOMATIC GAS FRYER WITH TAP 18 LITRES | | Dimensions: 13x18x25" Temperature Range: Up to 190°C Full SS Body. <u>AUTOMATIC TEMPERATURE CONTROL.</u> |  | ₹. 29,150.00 + GST 18% |
| FR D 1616 | ELECTRIC DEEP FRYER WITH TAP 16+16 LITRES | | Dimensions: 690x560x980mm. Power: 2x5Kw 220V / 50Hz. Temperature Range: Up to 190°C Net Weight: 44.5Kg Full SS Body. |  | ₹. 57,200.00 + GST 18% |
| 40+G CEL | SELFROST GAS FRYER 21 LITRES | | Dimension: 394x762x1140mm. Type of Gas: LPG / NG. No of Basket: 2. No of Burner: 4. (30,000 BTU/ Burner). Tank Dimension (Frying Area): 394x355 mm. Thermostat Control: 95 ~ 200°C. |  | ₹. 99,000.00 + GST 18% |
| HGF 778S | HOTMAX GAS FRYER 25 LITRES | | Dimensions: 15x27x30" Oil Capacity: 25 Ltr 1 Tank / 2 Baskets Model: HGF-778S |  | ₹. 77,000.00 + GST 18% |

| Customer PRICE-LIST effective from 01.05.2023: | | | | | PAGE 7 |
|---|---|--|---|---|---------------------------|
| CODE | PRODUCT | | DETAILS | IMAGE | PRICE |
| PO SS1 | ELECTRIC PIZZA OVEN STONE BASE SINGLE DOOR: SINGLE LAYER FULL STEEL BODY | | Outer Dimensions: 22x22x12" Stone Size: 16x16" (1 stone) Temperature: 0-350°C. Power: 2Kw. Cap: 8inch (20cm) Pizza X 4pcs |  | ₹. 18,480.00 + GST 18% |
| PO SS2 | ELECTRIC PIZZA OVEN STONE BASE TWO DOORS: TWO LAYERS FULL STEEL BODY | | Outer Dimensions: 22x22x17" Stone Size: 16x16" (2 stone) Temperature: 0-350°C. Power: 3Kw. Cap: 8inch (20cm) Pizza X 8pcs |  | ₹. 25,850.00 + GST 18% |
| PO EP218 | ELECTRIC PIZZA OVEN STONE BASE TWO DOORS: TWO LAYERS | | Outer Dimensions: 27x27x17" Chamber Size: 19x19x4.5" Temperature: 0-350°C. Power: 3Kw. Cap: 18inch (60cm) Pizza X 2pcs |  | ₹. 35,200.00 + GST 18% |
| PO 0101E WS | ELECTRIC PIZZA OVEN STONE BASE SINGLE DOOR: SINGLE LAYER | | Outer Dimensions: 35x22x15" Stone Size: 24x16" (1 stone) Temperature: 0-350°C Power: 4.2Kw. Cap: 8inch (20cm) Pizza X 6pcs |  | ₹. 37,400.00 + GST 18% |
| PO 0101G HD | GAS PIZZA OVEN WITH 1 STONE HEAVY DUTY | | Dimensions: 41x28x21". Stone Size: 16x24". Inner Chamber Size 25x18". Voltage: 220V (Single Phase) Power: 0.1Kw. Net Weight: 65kg. Separate temperature control for up and down. Maximum Temperature: Up to 400°C Cap: 8inch (20cm) Pizza X 6pcs |  | ₹. 48,400.00 + GST 18% |
| PO 0102G WS | GAS PIZZA OVEN WITH 2 STONE HEAVY DUTY | | Dimensions: 53x36x27". Stone: Two stones of size 16x24". Inner Chamber Size 34x25". Voltage: 220V. Power: 0.1Kw. Separate temperature control for up and down. Cap: 8inch (20cm) Pizza X 12pcs |  | ₹. 80,300.00 + GST 18% |
| PO H24 | SUPERSTAR ELECTRIC PIZZA OVEN STONE BASE SINGLE DOOR SINGLE LAYER SUPER HEAVY DUTY | | Outer Dimensions: 36x32x17" Stone Size: 24x24" (1 stone) Temperature: 0-350°C. Power: 4.4Kw. Cap: 12inch (30cm) Pizza X 4pcs |  | ₹. 53,900.00 + GST 18% |
| ES | ELECTRIC SALAMANDER WALL MOUNTING | | Dim: 24x12x11" Wall Hanging Model. Power: 2Kw. Weight: 10.8kg. Full SS Body. |  | ₹. 14,300.00 + GST 18% |
| PI-4M | SS ELECTRIC PASTA BOILER 4 BASKETS | | Dimensions: 420 x 580 x 340 mm. Power: 4kw, Volts: 220V / 50-60Hz. Net Weight: 12.5kg. All Stainless steel structure. Snless steel basket. |  | ₹. 19,250.00 + GST 18% |

| Customer PRICE-LIST effective from 01.05.2023: | | | | | PAGE 8 |
|---|---|--|--|--|---|
| CODE | PRODUCT | | DETAILS | IMAGE | PRICE |
| BM TT 4 | ELECTRIC BAIN MARIE TABLE TOP 4 PANS | | Dimensions: 28x23x9" Capacity: 4 GN PANS 1/2 100mm 6 litre each. Power: 1.5kw |  | ON DEMAND |
| BM TT 6 | ELECTRIC BAIN MARIE TABLE TOP 6 PANS | | Dimensions: 28x26x12" Capacity: 6 GN PANS OF 1/3 [150mm] 5.4 litre each. Power: 1.5kw |  | ON DEMAND |
| BM TT GL 3 | ELECTRIC BAIN MARIE WITH GLASS TABLE TOP 3 PANS | | Dimensions: 36x14x12" Capacity: 3 GN PANS OF 1/2 (100mm) 6 litre each. Power: 1.5kw |  | ON DEMAND |
| BM TT GL 4 | ELECTRIC BAIN MARIE WITH GLASS TABLE TOP 4 PANS | | Dimensions: 47x14x12" Capacity: 4 GN PANS OF 1/2 (100mm) 6 litre each. Power: 1.8kw | | ON DEMAND |
| BM 1200 | SS BAIN MARIE FLOOR MODEL FOR 3 GN PANS OF 1/1 [PANS EXTRA] | | Dimensions: 48x28x32" 1 Under-Shelf. Tank Capacity: 3 GN Pans of Size 1/1 (150mm). SS Thickness: 16 & 18swg. |  | ON DEMAND |
| | | | | | GN PAN (1/1) 3pc: 1320 x 3: ₹. 4,554.00 + GST 18% |
| BM 1500 | SS BAIN MARIE FLOOR MODEL FOR 4 GN PANS OF 1/1 [PANS EXTRA] | | Dimensions: 60x28x32" 1 Under-Shelf. Tank Capacity: 4 GN Pans of Size 1/1 (150mm). SS Thickness: 16 & 18swg. |  | ON DEMAND |
| | | | | | GN PAN (1/1) 4pc: 1320 x 4: ₹. 6,072.00 + GST 18% |
| BM GL 1500 | SS SERVICE BAIN MARIE WITH SNEEZE GUARD (GLASS) FOR 4 GN PANS OF 1/1 [PANS EXTRA] | | Dimensions: 60x28+10x50" Glass Sneeze Guard Provided. Tray Rail Provided. Tank Capacity: 4 GN Pans of Size 1/1 (150mm). SS Thickness: 16 & 18swg. |  | BAIN MARIE: ₹. 46,200.00 + GST 18% |
| | | | | | GN PAN (1/1) 4pc: 1320 x 4: ₹. 6,072.00 + GST 18% |
| BM GL 1800 | SS SERVICE BAIN MARIE WITH SNEEZE GUARD (GLASS) FOR 5 GN PANS OF 1/1 [PANS EXTRA] | | Dimensions: 72x28+10x50" Glass Sneeze Guard Provided. Tray Rail Provided. Tank Capacity: 5 GN Pans of Size 1/1 (150mm). SS Thickness: 16 & 18swg. |  | BAIN MARIE: ₹. 50,600.00 + GST 18% |
| | | | | | GN PAN (1/1) 5pc: 1320 x 5: ₹. 7,590.00 + GST 18% |

| Customer PRICE-LIST effective from 01.05.2023: | | | | | PAGE 9 |
|---|--|--|---|---|---------------------------|
| CODE | PRODUCT | | DETAILS | IMAGE | |
| EGP 818 | ELECTRIC GRIDDLE PLATE SMALL | | Dimension: 22x18.5x9" Power: 3Kw. Plate: 8mm. Temperature Range: 50 to 300°C Full SS Body. Drip Tray Provided. |  | ₹.10,450.00 + GST 18% |
| EGP 820 | ELECTRIC GRIDDLE PLATE BIG | | Dimension: 29x20x9" Power: 4Kw. Plate: 8mm. Temperature Range: 50 to 300°C Full SS Body. Drip Tray Provided. |  | ₹. 14,850.00 + GST 18% |
| EGP 821 HG | ELECTRIC GRIDDLE PLATE HALF GROOVED | | Dimension: 29x20x9" Power: 4Kw. Plate: 8mm. Temperature Range: 50 to 300°C Full SS Body. Drip Tray Provided. |  | ₹. 17,050.00 + GST 18% |
| GGP 821 HG | GAS GRIDDLE PLATE HALF GROOVED | | Dimension: 29x21x17" Power: 35.BTU/HR. Plate: 8mm. Temperature Range: 50 to 300°C Full SS Body. Drip Tray Provided. |  | ₹. 19,800.00 + GST 18% |
| TST POP4 | POP UP TOASTER 4 SLICES | | Dimensions: 14x8x9" Power: 2.24Kw. Full SS Body. Option for using 2+2 |  | ₹. 7,480.00 + GST 18% |
| TST POP6 | POP UP TOASTER 6 SLICES | | Dimensions: 18x8x9" Power: 3.24Kw. Full SS Body. Option for using 2+2+2 |  | ₹. 12,980.00 + GST 18% |
| TST CON150 | CONVEYOR TOASTER | | Dimensions: 22x14x16" Capacity: 150 slices per hour. Power: 1.5Kw. Full SS Body. Option for 1 side, 2 side and bun mode. |  | ₹. 29,700.00 + GST 18% |
| SOUP 10 | ELECTRIC SOUP KETTLE | | Type: Electric. Capacity: 10Litre. Power: 400W |  | ₹. 4,400.00 + GST 18% |
| IC 1 | ICE CRUSHER | | Power: 320W Speed: 1400rpm Shaving Capacity: 198lbs/hour. NON-WARRANTY ITEM. |  | ₹. 4,400.00 + GST 18% |
| IL 1 | INFRARED LAMP/ HEATING LAMP | | For Food Pick-up. For Food Focus. Power: 250W.Diameter: 175mm Adjustable Height: 0.6 ~ 1.8-mtr. |  | ₹. 7,480.00 + GST 18% |
| DIS SUSHI 5 | REFRIGERATED SUSHI DISPLAY | | Dimensions: 54X17X13" Power: 135Watt. Capacity: 52Ltr. Temperature Range: 2-12°C GN Pan: 5pc of size 1/3. |  | ON DEMAND |










| Customer PRICE-LIST effective from 01.05.2023: | | | | PAGE 10A |
|---|---|---|---|---|
| CODE | PRODUCT | DETAILS | IMAGE | PRICE |
| CM EB 1G | EXPOBAR COFFEE MACHINE SINGLE GROUP SEMI AUTOMATIC 6 LTR BOILER | Brand: EXPOBAR BY CREM Model: New Elegance Mini Single Group. Made in Sweden. Boiler Capacity: 6 Litre. Power: 2770W. Dim: 490x580x520mm. Provided: One Handle, One Steam Wand & One Hot Water Dispenser. |  | ₹. 1,62,800.00 + GST 18% |
| CM EB 2G 6L | EXPOBAR COFFEE MACHINE TWO GROUP SEMI AUTOMATIC 6 LTR BOILER | Brand: EXPOBAR BY CREM Model: New Elegance Mini Two Group. Made in Sweden. Boiler Capacity: 6 Litre. Power: 2780W. Dimensions: 490x580x520mm. Provided: Two Handle, One Steam Wand & One Hot Water Dispenser. |  | ON DEMAND ₹. 1,62,800.00 + GST 18% |
| CM EB 2G 11.5L | EXPOBAR COFFEE MACHINE TWO GROUP SEMI AUTOMATIC 11.5 LTR BOILER | Brand: EXPOBAR BY CREM Model: New Elegance Mini Two Group. Made in Sweden. Boiler Capacity: 11.5 Litre. Power: 3330W. Dim: 720x580x520mm. Provided: Two Handle, One Steam Wand & One Hot Water Dispenser. |  | ON DEMAND ₹. 1,84,800.00 + GST 18% |
| CM CD 1G | CASADIO COFFEE MACHINE SINGLE GROUP 5 LTR BOILER | Brand: CASADIO Model: A1-1G Single Group. Made in Bologna. Boiler Capacity: 6 Litre. Power: 2800-3300W. Dim: 432x598x570mm. |  | ₹. 1,43,000.00 + GST 18% |
| CM BT 1G | BUTLER COFFEE MACHINE SINGLE GROUP 4 LTR BOILER | Brand: BUTLER Model: Roma 1 Boiler Capacity: 4 Litre. Power: 1.85KW. Dim: 339x475x500mm. Electricals – 220-240V / 50Hz / 1Phase |  | ₹. 1,32,000.00 + GST 18% |
| CM PHP RGC | PHILIP COFFEE MACHINE ROYAL GRAN CREMA | Dimensions: 336x450x380mm. Net Weight: 15Kg Power: 230v/50Hz, 1850 Watt |  | ON DEMAND |
| CM IDL SG + IDL CG | IDEAL COFFEE MACHINE SINGLE GROUP WITH 2 LTR BOILER + IDEAL COFFEE GRINDER | Boiler: 2 LTR Power: 2950 Watt. Voltage: 220 V Net Weight: 12 KG Hopper Capacity: 500gm Dimensions: 215x160x360mm Net Weight: 2.25Kg |  | ₹. 105,600.00 + GST 18% |
| LC CM BBL 1G | LA CARIMALI COFFEE MACHINE BUBBLE – SINGLE GROUP 4 LTR BOILER | Dimensions: 350x497x515mm Alphanumeric Display No. of buttons: 5. Net Weight: 30Kg Boiler Capacity: 4 LTR Voltage: 200 V 50/60 Hz. Power: 1450Watt |  | ON DEMAND |
| LC CM BBL 2G | LA CARIMALI COFFEE MACHINE cocktail – TWO GROUP 11 LTR BOILER | Dimensions: 722x497x515mm Alphanumeric Display No. of Buttons: 5. Weight: 47 Kg Boiler Capacity: 11 LTR Voltage: 200 V, 50/60 Hz Power: 3465/3150 Watt |  | ON DEMAND |




| Customer PRICE-LIST effective from 01.05.2023: | | | | | PAGE 10B |
|---|--|--|---|---|---------------------------|
| CODE | PRODUCT | | DETAILS | IMAGE | PRICE |
| CG | COFFEE GRINDER | | Hopper Capacity: 1kg Beans. Dispenser Capacity: 600gm. Dispensing Capacity: 5 to 12 gm. Time: 500gm in 5 min. Power: 356W. Dimensions: 210x600x380mm. |  | ₹. 35,200.00 + GST 18% |
| HC CG HC-600 2.0 | HEY CAFÉ DISPENSING ESPRESSO GRINDER HC-600 2.0 | | Dimensions: 350x210x570mm Voltage: 220-240V/50Hz Burr Diameter: 64mm Hopper Capacity: 1.5 Kg Power: 350 Watt. Net Weight: 13Kg. |  | ₹. 34,650.00 + GST 18% |
| HC CG HC-600 2.0 ODG | HEY CAFÉ ON DEMAND ESPRESSO GRINDER HC-600 2.0 | | Dimensions: 350x210x570mm Voltage: 220-240V/50Hz Burr Diameter: 64mm Hopper Capacity: 1.5 Kg Power: 350 Watt. Net Weight: 11.5Kg. |  | ₹. 56,100.00 + GST 18% |











| Customer PRICE-LIST effective from 01.05.2023: | | | | | PAGE 11 |
|---|--|---|---|----------------------------|----------------|
| CODE | PRODUCT | DETAILS | IMAGE | PRICE | |
| JD 9L 1 | JUICE DISPENSER REFREGERATED SINGLE JAR | Single Jar: Capacity: 9 Litre. Dimensions: 210x390x670mm. Voltage: 220V (Single Phase) Power: 180Watt. Net Wt.: 13kg. Temperature Range: 7°C ~ 12°C |  | ₹. 36,300.00 + GST 18% | |
| JD 9L 2 | JUICE DISPENSER REFREGERATED TWO JARS | Two Jar: Capacity: 9 + 9 Litre. Dim 330x390x670mm. Voltage: 220V (Single Phase) Power: 280Watt. Net Wt.: 21kg. Temperature Range: 7°C ~ 12°C |  | ₹. 42,900.00 + GST 18% | |
| JD 9L 3 | JUICE DISPENSER REFREGERATED THREE JARS | Three Jar: Capacity: 9 + 9 + 9 Litre. Dimensions: 410x390x670mm. Voltage: 220V (Single Phase) Power: 280Watt. Net Wt.: 27kg. Temperature Range: 7°C ~ 12°C |  | ₹. 50,600.00 + GST 18% | |
| SM 10L 2 | SLUSH MACHINE REFREGERATED TWO JARS | Two Jar: Capacity: 10 + 10 Litre. Dimensions: 420x560x760mm. Voltage: 220V (Single Phase) Power: 400Watt. Net Wt.: 41kg. Temperature Range: -2°C ~ -3°C |  | ₹. 101,200.00 + GST 18% | |
| HCD 10L | HOT CHOCOLATE DISPENSER 10 LITRES | Capacity: 10 Litre. Dimensions: 400x320x570mm. Voltage: 220V (Single Phase) Power: 450Watt. Net Wt.: 7kg. Temperature Range: 30°C ~ 90°C Digital Temperature Controller. |  | ON DEMAND | |
| E CF | CHOCOLATE FOUNTAIN | No. Of Layers: 03 SS And Plastic Body |  | ₹. 10,450.00 + GST 18% | |
| MB PR 5 | PRADEEP MILK BOILER | Capacity: 5 Litre. Power: 2400 Watt No. of Output options: 2 |  | ₹. 14,200.00 + GST 18% | |
| MB PR 12 | | Capacity: 12 Litre. Power: 2400 Watt No. of Output options: 2 | | ₹. 22,000.00 + GST 18% | |
| CVM 2 | TEA/ COFFEE VENDING MACHINE 2 LANE | Type: 2 Lane. For Premix Powder. Dispensing Rate: 4 cups per min. Dimensions: 13x14x18" Power: 2Kw. |  | ₹. 16,500.00 + GST 18% | |
| HWD 10L | HOT WATER DISPENSER 10 LITRES | Capacity: 10 Litre. Full SS316 Interior Body and Tubes. Water Flow: 35 Litre per Hour. Voltage: 220V (Single Phase) Power: 2Kw. Temperature Range: 30°C ~ 90°C |  | ₹. 9,900.00 + GST 18% | |




| Customer PRICE-LIST effective from 01.05.2023: | | | | | PAGE 12 |
|---|---|--|--|---|--|
| CODE | PRODUCT | | DETAILS | IMAGE | PRICE |
| MK 767 | ALISTER BLENDER MK-767 | | Dimensions: 8x10x20" Jar: 2Ltr. Variable Speed. Power: 1500W, 220 – 240 Volt, 50 Hz High Performance, With Timer. All spares available. |  | ₹. 11,000.00 + GST 18% |
| | | | | | EXTRA JAR: ₹. 3,300.00 |
| HCB 767 | ZENCHEF BLENDER HCB-767 | | Dimension:170x235x530mm Volts:220-240V Power:1.6KW Rotation Speed:23000-26000 RPM Capacity:2L |  | ₹. 8,800.00 + GST 18% |
| CB 606 | CELFROST BLENDER ADVANCE | | Dimensions: 8x10x20" Jar: 2Ltr. Power: 1800W. Variable Speed. High Performance. All spares available. |  | ₹. 18,700.00 Incl. GST |
| | | | | | EXTRA JAR: ₹. 5,720.00 + GST 18% |
| CB-699 | CELFROST BLENDER WITH NOISE COVER WITH 1 EXTRA JAR | | Model: CB-699 Dimensions: 10x15x21" Jar: 2Ltr. Power: 1680W. Max Speed: 28000 rpm. Motor: 2.5 HP Variable Speed. Blades suitable for crushing ice. High Performance. With Timer. All spares available |  | ₹. 29,150.00 Incl. GST |
| | | | | | EXTRA JAR: ₹. 5,200.00 FREE |
| E8 J1 | CELFROST BLENDER WITH NOISE COVER | | Dimensions: 10x15x21" Jar: 1.2Ltr. Max Power: 2200W. Max Speed: 28000 rpm. Motor: 2.5 HP Variable Speed. Blades suitable for crushing ice. High Performance. With Timer. All spares available |  | ₹. 26,950.00 Incl. GST |
| | | | | | EXTRA JAR: ₹. 5,720.00 + GST 18% |
| E8 J2 | CELFROST BLENDER WITH NOISE COVER WITH 1 EXTRA JAR | | Dimensions: 10x15x21" Jar: 1.2Ltr. Max Power: 2200W. Max Speed: 28000 rpm. Motor: 2.5 HP Variable Speed. Blades suitable for crushing ice. High Performance. With Timer. All spares available |  | ₹. 29,150.00 Incl. GST |
| | | | | | EXTRA JAR: ₹. 5,200.00 FREE |
| BL JTC TM-767 | BLENDER JTC TM-767 | | Jar Capacity: 2 ltr Voltage: 220 Volts Net Weight: 6 kg. Special Feature: Adjustable Speed Control Number of Speeds: 3. |  | ₹. 17,600.00 + GST 18% |
| BL JTC TM-788 | BLENDER JTC TM-788 | | Dimensions: 7x8x21" Power: 1200 W, 220 – 240V Frequency: 50-60 Hz. Jar Capacity: 2 ltr. Motor Power: 3HP = (2,238W) |  | ₹. 16,500.00 + GST 18% |





| | | | | | |
|--------------------|--|--|--|---|---------------------------|
| BL JTC TM-800A | BLENDER JTC TM-800A | | Dimensions: 10x10x18" Jar: 1.5Ltr. Power: 1200W. Variable Speed. High Performance. With Timer |  | ₹. 18,700.00 + GST 18% |
| BL JTC TM-800AQ | BLENDER JTC TM-800AQ With Sound Proofer | | Dimensions: 10x10x18" + Cover. Jar: 1.5Ltr. Power: 1200W. Variable Speed. High Performance. With Timer & Sound Proofer Cabinet |  | ₹. 29,700.00 Incl. GST |
| HBB 908 | HAMILTON BEACH BLENDER HBB 908 | | Brand: Hamilton, Model No-HBB 908, Blade Material: SS, Weight:9 lbs / 4.1 kg (shipping), Frequency:60 Hz, Blender Voltage:120 V, Controls: High/low, Motor Horsepower:3/8 Hp, Material:Polycarbonate Container |  | ₹. 24,200.00 + GST 18% |
| HBB 255 | HAMILTON BEACH BLENDER HBB 255 | | Model No: HBB255, Blade Material: Plastic, Weight: 4.3Kg, Brand: Hamilton Beach, Frequency: 50 Hz, Blender Voltage: 230V, Motor Power: 1.6 Hp, Cord Length: 152Cm |  | ₹. 34,100.00 + GST 18% |
| BL VIT DMA | BLENDER VITAMIX DRINK MACHINE ADVANCE | | Dimensions: 203x229x449 mm. Jar: 0.9Ltr. Power: 850W. Variable Speed. High Performance. All spares available. |  | ₹. 57,200.00 + GST 18% |



| Customer PRICE-LIST effective from 01.05.2023: | | | | PAGE 13 |
|---|---|--|---|---------------------------|
| CODE | PRODUCT | DETAILS | IMAGE | PRICE |
| VCM 01 | VEGETABLE CUTTING MACHINE WITH 5 BLADES | Dimensions: 26x13x21" Power: 1HP/0.75Kw. Net Weight: 26kg. Provided with 5 different size blades for slicing, dicing & grating. |  | ₹. 52,800.00 + GST 18% |
| MM 08 | MEAT MINCER MACHINE FULL STAINLESS STEEL 304 | Mincing Capacity: 75kg/Hour. Dimensions: 335x175x325mm. Speed: 175rpm. Power: 250W. Full SS 304 Grade. Net Weight: 12kg. Provided SS Blades with 6mm & 8mm holes. |  | ON DEMAND |
| MM 12 | MEAT MINCER MACHINE FULL STAINLESS STEEL 304 | Mincing Capacity: 150kg/Hour. Dimensions: 15x10x17". Speed: 170/200rpm. Power: 750W. Full SS 304 Grade. Net Weight: 26kg. Provided SS Blades with 6mm & 8mm holes. |  | ₹. 29,150.00 + GST 18% |
| MM 12 LITE | MEAT MINCER MACHINE NON WARRANTY | Mincing Capacity: 150kg/Hour. Dimensions: 15x10x17". Speed: 170/200rpm. Power: 750W. Provided SS Blades with 6mm & 8mm holes. |  | ₹. 16,500.00 + GST 18% |
| MM 22 | MEAT MINCER MACHINE FULL STAINLESS STEEL 304 | Mincing Capacity: 250kg/Hour. Dimensions: 440x270x385mm. Speed: 180/218rpm. Power: 850W. Full SS 304 Grade. Net Weight: 29kg. Provided SS Blades with 6mm & 8mm holes. |  | ON DEMAND |
| CANOVA 300 | SIRMAN MEAT SLICER (CANOVA 300) | Dimension: 500x410x410mm Blade: 250mm Cut thickness: 13 mm Run of carriage: 240 mm Net weight: kg 14 |  | ₹. 70,400.00 + GST 18% |
| MS GS 8 | MEAT SLICER / GYAVITY SLICER | Dimension: 500x410x410mm Blade: 250mm Cut thickness: 13 mm Run of carriage: 240 mm |  | ₹. 28,600.00 + GST 18% |
| SUJ DYN | SUJATA DYNAMIX MIXER 3 JARS | 3 JAR MIXER Motor: 900Watt with double ball bearing. RPM: 22000rpm. Different jars provided for dry, wet & chutney grinding. |  | ₹. 7,480.00 + GST 18% |
| SUJ FROOT | SUJATA FROOTMIX MIXER 1 JAR | 1 JAR MIXER Motor: 900Watt with double ball bearing. RPM: 22000rpm. Single Jar machine specially for Blending & Juicing. |  | ₹. 6,380.00 + GST 18% |
| FF CUTTER 1 | FRENCH FRIES CUTTER TABLE MOUNT | Diameter: 13x6x25" 7x7 Holes. Weight: 4.5kg. | | ₹. 4,400.00 + GST 18% |

| | | | | | |
|-------------------|---|--|--|---|--------------------------|
| | | | |  | |
| FF CUTTER 2 | FRENCH FRIES CUTTER WALL MOUNT | | Diameter: 17x9x13" With 3 different blades. Weight: 5kg. |  | ON DEMAND |
| TPC | TORNADO POTATO CUTTER | | Diameter: 18x6x7" Weight: 2.5kg. |  | ₹. 1,650.00 + GST 18% |

| Customer PRICE-LIST effective from 01.05.2023: | | | | | PAGE 14A |
|---|---|--|---|---|---|
| CODE | PRODUCT | | DETAILS | IMAGE | PRICE |
| CF 125 D BLUE | CHEST FREEZER 125 LTR TEMP : -24°C ~ +8°C | | Dimensions: 22x22x33" No. of Basket: 1. Single Solid Door. Lock & Castors provided. Dual Temperature. Refrigerant: R600a. Power: 70Watt. |  | SPECIAL PRICE: ₹. 19,800.00 INCL GST. MRP 23,000.00 |
| CF 211 CEL | CHEST FREEZER 200 LTR TEMP : -24°C ~ +8°C | | Dimensions: 33x29x34" No. of Basket: 1. Single Solid Door. Lock & Castors provided. Refrigerant: R600a. Power: 154 W. |  | SPECIAL PRICE: ₹. 25,850.00 INCL GST. |
| CF 110 PREMIA | CHEST FREEZER 100 LTR TEMP : -24°C ~ +2°C | | Dimensions: 20x22x34" No. of Basket: 1. Single Solid Door. Lock & Castors provided. Dual Temperature. Refrigerant: R600a. Power: 70Watt. |  | SPECIAL PRICE: ₹. 17,600.00 INCL GST. |
| CF 220 PREMIA | CHEST FREEZER 220 LTR TEMP : -24°C ~ +8°C | | Dimensions: 34x22x34" No. of Basket: 1. Single Solid Door. Lock & Castors provided. Refrigerant: R600a. Power: 100 W. |  | SPECIAL PRICE: ₹. 21,000.00 INCL GST. |
| CF 333 DD | CHEST FREEZER 330 LTR TEMP : -24°C ~ -18°C | | Dimensions: 45x29x34" No. of Basket: 1. Double Solid Doors. Lock & Castors provid. Dual Temperature. Refrigerant: R290. Power: 295 Watt. Temp: Range: -18°C ~ -24°C (F) / +0°C ~ +10°C (C). |  | SPECIAL PRICE: ₹. 27,500.00 INCL GST. |
| CF 460 CEL | CHEST FREEZER 425 LTR TEMP : -24°C ~ +8°C | | Dimensions: 49x29x34" No. of Basket: 1. Two Solid Doors. Lock & Castors provided. Dual Temperature. Refrigerant: R290. Power: 215Watt. |  | SPECIAL PRICE: ₹. 36,300.00 INCL GST. |
| CF 502 CEL | CHEST FREEZER 440 LTR TEMP : -24°C ~ +8°C | | Dimensions: 55x28x33s" No. of Basket: 1. Two Solid Doors. Lock & Castors provided. Dual Temperature. Refrigerant: R290. Power: 215Watt. |  | SPECIAL PRICE: ₹. 35,200.00 INCL GST. MRP 45,800.00 |
| CF 582 CEL | CHEST FREEZER 550 LTR TEMP : -24°C ~ +8°C | | Dimensions: 49x29x34" No. of Basket: 1. Two Solid Doors. Lock & Castors provided. Dual Temperature. Refrigerant: R290. Power: 215Watt. |  | SPECIAL PRICE: ₹. 39,600.00 INCL GST. MRP 48,900.00 |
| CF 560 CEL | CHEST FREEZER 525 LTR TEMP : -24°C ~ +8°C | | Dimensions: 66x28x33" No. of Basket: 2. Two Solid Doors. Lock & Castors provided. Dual Temperature. Refrigerant: R290. Power: 250Watt. |  | SPECIAL PRICE: ₹. 50,6 00.00 INCL GST. |
| CF CC 442 CEL | CHEST FREEZER HALF FREEZER HALF CHILLER 440 LTR (220F+220C) | | Dimensions: 52x28x37" No. of Basket: 1. Two Solid Doors. Lock & Castors provided. Dual Temperature. Refrigerant: R600a. Power: 160Watt. Temperature Range: -24°C ~ +8°C |  | SPECIAL PRICE: ₹. 39,600.00 INCL GST. MRP 51,000.00 |






| Customer PRICE-LIST effective from 01.05.2023: | | | | | PAGE 14B |
|---|---|--|---|---|---|
| CODE | PRODUCT | | DETAILS | IMAGE | PRICE |
| CF IKG 405 CEL | CHEST FREEZER FLAT GLASS DOOR 325 LTR TEMP: -18°C - 24°C | | Dimensions: 44x26x35" No. of Basket: 2. Two Glass Doors. Lock & Castors provided. Refrigerant: R290. Power: 280Watt. |  | SPECIAL PRICE: ₹. 34,100.00 INCL GST. |
| CF IKG 505 CEL | CHEST FREEZER FLAT GLASS DOOR 500 LTR TEMP: -18°C - 24°C | | Dimensions:" Refrigerant: R290. Power: 275Watt. No. of Basket: 2. Two Glass Doors. Energy Consumption: 2.80kW . H/24H |  | SPECIAL PRICE: ₹. 41,800.00 INCL GST. |
| EF 600 ELAN | ELANPRO CHEST FREEZER 600 LTR TEMP : 24°C ~ +8°C | | Dimensions: 71X27X34" No. of Basket: 1. Double Solid Door. Lock & Castors provided. Dual Temperature. Refrigerant: R1290a. Power: 250Watt. |  | SPECIAL PRICE: ₹. 50,600.00 INCL GST. MRP 55,000.00 |
| ACE 300 | | | | | SPECIAL PRICE: ₹. 20,900.00 INCL GST. |
| ACE 500 DD | | | | | SPECIAL PRICE: ₹. 32,450.00 INCL GST. |

| Customer PRICE-LIST effective from 01.05.2023 : | | | | | PAGE 14C |
|--|--|--|--|---|-----------------------------|
| CODE | PRODUCT | | DETAILS | IMAGE | PRICE |
| BFS 150 | CEL Frost 150 LTR SINGLE SOLID DOOR VERTICAL FREEZER | | Dimensions: 22x22x45" Capacity: 150 ltr. Wheels: Adjustable Feet. Lock: Yes, Single Door, Shelves: 6. Energy Consumption: 100 Watts. Temperature Range: -18 degrees. Refrigerant: R134a. |  | ₹. 38,500.00 INCL GST. |
| BFS 250 | CEL Frost 250 LTR SINGLE SOLID DOOR VERTICAL FREEZER | | Dimensions: 24x27x58" Capacity: 250 ltr. Wheels: Adjustable Feet. Lock: Yes, Single Door, Shelves: 8. Energy Consumption: 120 Watts. Temperature Range: -18 degrees. Refrigerant: R134a. |  | ₹. 50,600.00 INCL GST. |
| BFS 350 | CEL Frost 350 LTR SINGLE SOLID DOOR VERTICAL FREEZER | | Dimensions: 24x27x70" Capacity: 350 ltr. Wheels: Adjustable Feet. Lock: Yes, Single Door, Shelves: 7. Energy Consumption: 140 Watts. Temperature Range: -18 degrees. Refrigerant: R134a. |  | ₹. 55,000.00 INCL GST. |
| D3 BLAST | CEL Frost BLAST FREEZER D3 BLAST | | Dimension: 800x815x1015mm Internal Dimension: 660x640x400mm Pan Support: 3 /5 sets of GN 1/1 Net Wt. 80/ 95 KGs Power Supply: 230V / 50 Hz Temperature Drop: 80°C to 3°C in 90 minutes Power: 703/801 Watt. Ventilated: R404a |  | ₹. 2,17,250.00 + GST 18% |

| Customer PRICE-LIST effective from 01.05.2023 : | | | | | PAGE 15 |
|--|---|--|--|---|--|
| CODE | PRODUCT | | DETAILS | IMAGE | PRICE |
| VC FKG 235 CEL | CELFROST VISI / BOTTLE COOLER 200 LTR | | Dimensions: 20x23x60" No. of Shelves: 3. Single Glass Door. Lock & Castors provided. Refrigerant: R600a. Power: 152Watt. |  | ₹. 36,850.00 INCL GST MRP: 38,500.00 |
| VC FKG 330 CEL | CELFROST VISI / BOTTLE COOLER 300 LTR | | Dimensions: 22x24x71" No. of Shelves: 4. Single Glass Door. Lock & Castors provided. Refrigerant: R600a. Power: 165Watt. | | ₹. 39,050.00 INCL GST MRP: 55,200.00 |
| VC FKG 430 CEL SCH | CELFROST VISI / BOTTLE COOLER 430 LTR | | Dimensions: 24x27x78" No. of Shelves: 4. Single Glass Door. Lock & Castors provided. Refrigerant: R134a. Power: 230Watt | | ON DEMAND |
| SRC 381 GL SCH | WESTERN VISI / BOTTLE COOLER 380 LTR – 1 DOOR | | Dimensions: 23x23x77" No. of Shelves: 6. Single Glass Door. Volume: 380 Litre with LED Light Refrigerant: R134a With 100% CFC Free Insulations. MODEL: SRC-381-GL |  | ₹. 41,250.00 INCL GST |
| SRC 500 GL SCH | WESTERN VISI / BOTTLE COOLER 500 LTR – 1 DOOR | | Dimensions: 24x28x 83" No. of Shelves: 6. Single Glass Door. Volume: 453 Litres With LED Light Refrigerant: R134a With 100% CFC Free Insulations. |  | ₹. 47,700.00 INCL GST |
| SRC 1005 GL SCH | WESTERN VISI / BOTTLE COOLER 910 LTR – 2 DOOR | | Dimensions: 41x31x84" No. of Shelves: 5+5. Double Glass Door. Volume: 910 Litres With LED Light Refrigerant: R134a With 100% CFC Free Insulations. |  | ₹.103,400.00 INCL GST |
| AVC 650 DD | ACE VISI / BOTTLE COOLER 650 LTR | | Dimensions: 39x25x80" No. of Shelves: 4+4. Two Glass Doors. Refrigerant: R134a. Power: 550Watt. Temperature Range: 2-10°C. Castors provided. | | ₹. 6,6000.00 INCL GST MRP: 90,500.00 |
| VC600CD | BLUESTAR VISI / BOTTLE COOLER 600 LTR – 2 DOOR | | Dimensions: 880x610x1979mm. Volume: 580 Litres. Refrigerant: R290. Temp: +1 to +10°C. No. of Shelves: 4. Double Glass Door. |  | ₹. 68,200.00 + GST 18% |
| VC800 CD-B | BLUESTAR VISI / BOTTLE COOLER 800 LTR – 2 DOOR | | Dimensions: 1120x610x1973mm. Volume: 780 Litres. Refrigerant: R290. Temp: +1 to +10°C. No. of Shelves: 8. Double Glass Door. |  | ₹.74,800.00 + GST 18% |






Customer PRICE-LIST effective from 01.05.2023:

PAGE 16








| CODE | PRODUCT | DETAILS | IMAGE | PRICE |
|-------------------------|--|---|---|---|
| HRSW 76 MS4 | HOSHIZAKI SS TWO DOOR VERTICAL CHILLER TEMP RANGE: 0°C to 12°C | Dimensions: 660x750x1890mm Inches.: 26x30x75" Volume: 500 ltr. Net Weight: 97kg, Power: 230 VAC 50 Hz 1 ph. Chiller Refrigerant: R134a/190gm, Freezer Refrigerant: R404a/185gm, Chiller Temperature: 0 to 12 °C, Freezer Temperature: -10 to -25°C, STATIC COOLING. |  | ON DEMAND |
| HFSW 76 MS4 | HOSHIZAKI SS TWO DOOR VERTICAL FREEZER TEMP RANGE: -10°C to -25°C | | | ON DEMAND |
| HRSW 126 MS4 | HOSHIZAKI SS FOUR DOOR VERTICAL CHILLER TEMP RANGE: 0°C to 12°C | Dimensions: 1200x750x1890mm Inches.: 48x30x75" Volume: 988 ltr. Net Weight: 151kg, Power: 230 VAC 50 Hz 1 ph. Chiller Refrigerant: R134a/210gm Freezer Refrigerant: R404a/210gm, Chiller Temperature: 0 to 12 °C, Freezer Temperature: -10 to -25°C, STATIC COOLING. |  | ON DEMAND |
| HFSW 126 MS4 | HOSHIZAKI SS FOUR DOOR VERTICAL FREEZER TEMP RANGE: -10 to -25°C | | | ON DEMAND |
| HRW 77 MS4 | HOSHIZAKI SS TWO DOOR VERTICAL CHILLER TEMP RANGE: -2°C to 12°C | Dimensions: 700x818x2050mm Volume: 628 Ltr. 230V AC/ 50 Hz 2 Doors – 4 Shelves Refrigerant: R290. Shelves: 6. Digital Temperature Controller. VENTILATED COOLING. |  | TWO DOOR CHILLER: ₹. 82,500.00 + GST 18% |
| HFW 77 MS4 IC | HOSHIZAKI SS TWO DOOR VERTICAL FREEZER TEMP RANGE: -7°C to -25°C | | | TWO DOOR FREEZER: ₹. 96,800.00 + GST 18% |
| HRW 127 MS4 | HOSHIZAKI SS FOUR DOOR VERTICAL CHILLER TEMP RANGE: -2°C to 12°C | Dimensions: 1200x818x2050mm Volume: 1042 Ltr. 230V AC/ 50 Hz 4 Doors – 8 Shelves Digital Temperature Controller. VENTILATED COOLING. |  | CHILLER: ₹. 1,03,200.00 + GST 18% |
| HFW 127 MS4 IC | HOSHIZAKI SS FOUR DOOR VERTICAL FREEZER TEMP RANGE: -7°C to -25°C | | | FREEZER: ₹. 1,17,700.00 + GST 18% |
| HRW 147 MS4 | HOSHIZAKI SS FOUR DOOR VERTICAL CHILLER TEMP RANGE: -2°C to 12°C | Dimensions: 1400x818x2050mm Volume: 1365 Ltr. 230V AC/ 50 Hz 4 Doors – 8 Shelves Digital Temperature Controller. VENTILATED COOLING. |  | CHILLER: ₹. 105,600.00 + GST 18% |
| HFW 147 MS4 IC | HOSHIZAKI SS FOUR DOOR VERTICAL FREEZER TEMP RANGE: -7°C to -25°C | | | FREEZER: ₹. 1,25,950.00 + GST 18% |








| Customer PRICE-LIST effective from 01.05.2023: | | | | | PAGE 17 |
|---|---|--|---|---|--|
| CODE | PRODUCT | | DETAILS | IMAGE | PRICE |
| SRC 900 HCL | HOSHIZAKI SS TWO GLASS DOOR VERTICAL <u>SHOWCASE CHILLER</u> | | Dimension: 900x785x2188mm Volume: 803 Ltr. Net weight: 160kg 230V AC/ 50 Hz Ref: R134a/280 2 Doors – 10 Shelves Power: 1.45kw, With Castor Temperature: -2 to 12 °C, Digital Temperature Controller. VENTILATED COOLING. |  | ON DEMAND |
| HRW 77 MS4 HG | HOSHIZAKI SS TWO DOOR VERTICAL <u>CHILLER</u> TEMP RANGE: -2°C to 12°C | | Dimensions: 700x818x2050mm Volume: 628 Ltr. 230V AC/ 50 Hz 2 Doors – 4 Shelves Refrigerant: R290. Shelves: 6. Digital Temperature Controller. VENTILATED COOLING |  | ₹. 96,250.00 + GST 18% |
| HRW 147 MS4 HG | HOSHIZAKI SS TWO DOOR VERTICAL <u>CHILLER</u> TEMP RANGE: -2°C to 12°C | | Dimensions: 1400x818x2050mm Volume: 1365 Ltr. 230V AC/ 50 Hz 4 Doors – 8 Shelves Digital Temperature Controller. VENTILATED COOLING. |  | ON DEMAND |
| HRFW 77 MS4 | HOSHIZAKI SS TWO DOOR VERTICAL <u>COMBI</u> | | Dimensions: 700x818x2050mm Inches.: 28x32x81" Chiller Volume: 305 ltr. Freezer Volume: 305 ltr. Net Weight: 130kg, Shelves: 4, Power: 230V, AC 50 Hz, 1 Ph. Chiller Refrigerant: R134a/215gm, Freezer Refrigerant: R404a/380gm, Chiller Temperature: -2 to 12 °C, Freezer Temperature: -16 to -23°C, VENTILATED COOLING. |  | COMBI: ₹. 101,200.00 + GST 18% |
| HRFW 127 MS4 | HOSHIZAKI SS FOUR DOOR VERTICAL <u>COMBI</u> | | Dimensions: 1200x818x2050mm Inches.: 48x32x81" Chiller Volume: 510 ltr. Freezer Volume: 510 ltr. Net Weight: 206kg, Shelves: 8, Power: 230V, AC 50 Hz, 1 Ph. Chiller Refrigerant: R134a/215gm, Freezer Refrigerant: R404a/330gm, Chiller Temperature: -2 to 12 °C, Freezer Temperature: -7 to -25°C, VENTILATED COOLING. |  | COMBI: ₹. 1,33,100.00 + GST 18% |





| Customer PRICE-LIST effective from 01.08.2022: | | | | | PAGE 18 |
|---|--|--|---|---|--|
| CODE | PRODUCT | | DETAILS | IMAGE | PRICE |
| RTSW 97 MS4 GNTE | HOSHIZAKI PREP COUNTER / COLD BAIN MARIE TWO DOOR TEMP RANGE: -2 to 8°C CAPACITY: 5 x 1/6 GN PANS | | Dimensions: 900x700x1056mm Volume: 270 Ltr. Input Power for Chiller: 230/50 HZ. Refrigerant: R134a. Shelves: 4. Digital Temperature Controller. STATIC COOLING. |  | ₹. 66,000.00 + GST 18% |
| | | | | | GN PAN 6" Deep: ₹. 520 x 5pc: ₹. 2,860.00 |
| RTSW 137 MS4 GNTE | HOSHIZAKI PREP COUNTER / COLD BAIN MARIE THREE DOOR TEMP RANGE: -2 to 8°C CAPACITY: 8 x 1/6 GN PANS | | Dimensions: 1350x700x1000mm Volume: 417 Ltr. Input Power for Chiller: 230/50 HZ. Refrigerant: R134a. Shelves: 6. STATIC COOLING |  | ₹. 77,000.00 + GST 18% |
| | | | | | GN PAN 6" Deep: ₹. 520 x 8pc: ₹. 4,576.00 |
| RTW 70 MS4 | HOSHIZAKI SS UNDERCOUNTER CHILLER SINGLE DOOR | | Dimension: 702x765x850mm Volume: 172L Temperature Chiller : -2°C to 12°C Temperature Freezer :-7°C to -23°C 1 Door / 2 Shelves |  | CHILLER ₹. 63,250.00 + GST 18% |
| FTW 70 MS4 | HOSHIZAKI SS UNDERCOUNTER FREEZER SINGLE DOOR | | | | FREEZER ₹. 74,250.00 + GST 18% |
| RTW 120 MS4 | HOSHIZAKI SS UNDERCOUNTER CHILLER 4 FT – 30" D | | Dimension: 1200x750x850mm Volume: 305L Temperature Chiller : -2°C to 12°C Temperature Freezer :-7°C to -23°C 2 Door / 4 Shelves |  | CHILLER ₹. 74,250.00 + GST 18% |
| FTW 120 MS4 | HOSHIZAKI SS UNDERCOUNTER FREEZER 4 FT – 30" D | | | | FREEZER ₹. 85,250.00 + GST 18% |
| RTW 126 MS4 | HOSHIZAKI SS UNDERCOUNTER CHILLER 4 FT – 24" D | | Dimension: 1200x600x850mm Volume: 232L Temperature Chiller : -2°C to 12°C Temperature Freezer :-7°C to -23°C 2 Door / 4 Shelves |  | CHILLER ₹. 73,700.00 + GST 18% |
| FTW 126 MS4 | HOSHIZAKI SS UNDERCOUNTER FREEZER 4 FT – 24" D | | | | FREEZER ₹. 84,700.00 + GST 18% |
| RTW 150 MS4 | HOSHIZAKI SS UNDERCOUNTER CHILLER 5 FT – 30" D | | Dimension: 1500x750x850mm Volume: 415L Temperature Chiller : -2°C to 12°C Temperature Freezer :-7°C to -23°C 2 Door / 4 Shelves |  | CHILLER ₹. 80,300.00 + GST 18% |
| FTW 150 MS4 | HOSHIZAKI SS UNDERCOUNTER FREEZER 5 FT – 30" D | | | | FREEZER ₹. 93,500.00 + GST 18% |


| Customer PRICE-LIST effective from 01.05.2023: | | | | PAGE 19 |
|---|--|--|---|--|
| CODE | PRODUCT | DETAILS | IMAGE | PRICE |
| RTW 156 MS4 | HOSHIZAKI SS UNDERCOUNTER CHILLER 5 FT – 24" D | Dimension: 1500x600x850mm Volume: 315L Temperature Chiller : -2°C to 12°C Temperature Freezer :-7°C to -23°C 2 Door / 4 Shelves |  | CHILLER ₹. 79,200.00 + GST 18% |
| FTW 156 MS4 | HOSHIZAKI SS UNDERCOUNTER FREEZER 5 FT – 24" D | | | FREEZER ₹. 92,950.00 + GST 18% |
| RTW 180 MS4 | HOSHIZAKI SS UNDERCOUNTER CHILLER 6 FT – 30" D | Dimension: 1800x750x850mm Volume: 525 L Temperature Chiller : -2°C to 12°C Temperature Freezer :-7°C to -23°C 3 Door / 6 Shelves |  | CHILLER ₹. 88,000.00 + GST 18% |
| FTW 180 MS4 | HOSHIZAKI SS UNDERCOUNTER FREEZER 6 FT – 30" D | | | FREEZER ₹. 102,300.00 + GST 18% |
| RTW 186 MS4 | HOSHIZAKI SS UNDERCOUNTER CHILLER 6 FT – 24" D | Dimension: 1800x600x850mm Volume: 399 L Temperature Chiller : -2°C to 12°C Temperature Freezer :-7°C to -23°C 3 Door / 6 Shelves |  | CHILLER ₹. 86,900.00 + GST 18% |
| FTW 186 MS4 | HOSHIZAKI SS UNDERCOUNTER FREEZER 6 FT – 24" D | | | FREEZER ₹. 101,750.00 + GST 18% |
| RTW 127 MS4 GN | HOSHIZAKI SS UNDERCOUNTER CHILLER 4 FT – 28" D (GN RAILS) | Dimension: 1200x700x850mm Volume: 281 L Temperature Chiller : -2°C to 12°C Temperature Freezer :-7°C to -23°C 2 Door / 4 GN RAILS |  | CHILLER ₹. 75,350.00 + GST 18% |
| FTW 127 MS4 GN | HOSHIZAKI SS UNDERCOUNTER FREEZER 4 FT – 28" D (GN RAILS) | | | FREEZER ₹. 88,000.00 + GST 18% |
| RTW 177 MS4 | HOSHIZAKI SS UNDERCOUNTER CHILLER 5.5 FT – 28" D (GN RAILS) | Dimension: 1660x700x850mm Volume: 436 L Temperature Chiller : -2°C to 12°C Temperature Freezer :-7°C to -23°C 3 Door / 6 GN RAILS |  | CHILLER ₹. 87,450.00 + GST 18% |
| FTW 177 MS4 | HOSHIZAKI SS UNDERCOUNTER FREEZER 5.5 FT – 28" D (GN RAILS) | | | FREEZER ₹. 102,300.00 + GST 18% |
| RTDW 137 MS4 33 | HOSHIZAKI SS UNDERCOUNTER CHILLER 6 DRAWER | Dimension: 1300x700x850mm Volume: 305 L Temperature Chiller : -2°C to 12°C 6 DRAWERS |  | ₹. 1,32,000.00 + GST 18% |
| RTDW 187 MS4 333 | HOSHIZAKI SS UNDERCOUNTER CHILLER 9 DRAWER | Dimension: 1765x700x850mm Volume: L Temperature Chiller : -2°C to 12°C 9 DRAWERS |  | ₹. 1,65,000.00 + GST 18% |






| | | | | | |
|------------------------|--|--|--|--|----------------------------------|
| UC ECO 333 DR | SS UNDERCOUNTER CHILLER 9 DRAWERS GN PANS EXTRA | | Dimension: 1800x760x850mm Temperature Chiller: -2°C to 12°C 9 DRAWERS GN PANS EXTRA |  | ₹. 93,500.00 + GST 18% |
|------------------------|--|--|--|--|----------------------------------|







| Customer PRICE-LIST effective from 01.05.2023: | | | | PAGE 20A |
|---|---|--|---|-------------------------------|
| CODE | PRODUCT | DETAILS | IMAGE | PRICE |
| PTW 06 | REFRIGERATED CAKE DISPLAY SHOWCASE STRAIGHT GLASS 2FT VACCUM INSULATED WESTERN | Dimensions: 24x26x48" 3 SHELVES + BASE. Vacuum Sandwich Insulated Glass. Power: 410Watt. Single Phase 220V. Temperature Range: 4-8°C Cooling: Air (Ventilated) Cooling. Refrigerant R134A. |  | ₹. 61,600.00 + GST 18% |
| PTW 09 | REFRIGERATED CAKE DISPLAY SHOWCASE STRAIGHT GLASS 3FT VACCUM INSULATED WESTERN | Dimensions: 36x26x50" 3 SHELVES + BASE. Vacuum Sandwich Insulated Glass. Power: 410Watt. Single Phase 220V. Temperature Range: 4-8°C Cooling: Air (Ventilated) Cooling. Refrigerant R134A. |  | ₹. 70,400.00 + GST 18% |
| PTW12 | REFRIGERATED CAKE DISPLAY SHOWCASE STRAIGHT GLASS 4FT VACCUM INSULATED WESTERN | Dimensions: 48x26x50" 3 SHELVES + BASE. Vacuum Sandwich Insulated Glass. Power: 410Watt. Single Phase 220V. Temperature Range: 4-8°C Cooling: Air (Ventilated) Cooling. Refrigerant R134A. |  | ₹. 84,700.00 + GST 18% |
| PTW15 | REFRIGERATED CAKE DISPLAY SHOWCASE STRAIGHT GLASS 5FT VACCUM INSULATED WESTERN | Dimensions: 60x26x50" 3 SHELVES + BASE. Vacuum Sandwich Insulated Glass. Power: 410Watt. Single Phase 220V. Temperature Range: 4-8°C Cooling: Air (Ventilated) Cooling. Refrigerant R134A. |  | ₹. 107,250.00 + GST 18% |
| PTW12 SS | REFRIGERATED CAKE DISPLAY SHOWCASE STRAIGHT GLASS 4FT VACCUM INSULATED SS BASE WESTERN | Dimensions: 48x26x50" 3 SHELVES + BASE. Vacuum Sandwich Insulated Glass. Power: 410Watt. Single Phase 220V. Temperature Range: 4-8°C Cooling: Air (Ventilated) Cooling. Refrigerant R134A. |  | ON DEMAND |
| PTW12 C | REFRIGERATED CAKE DISPLAY SHOWCASE STRAIGHT GLASS 4FT WESTERN ECONOMY | Dimensions: 48x26x50" 3 SHELVES + BASE. Power: 410Watt. Single Phase 220V. Temperature Range: 4-8°C Cooling: Air (Ventilated) Cooling. Refrigerant R134A. |  | ₹. 82,500.00 + GST 18% |
| PTW 06 AN | AMBIENT DISPLAY SHOWCASE STRAIGHT GLASS 2FT Without Refrigeration WESTERN | Dimensions: 24x26x48" 3 SHELVES + BASE. |  | ₹. 47,300.00 + GST 18% |

| Customer PRICE-LIST effective from 01.05.2023: | | | | PAGE 20B |
|---|---|--|---|---------------------------|
| PTW 09 AN | AMBIENT DISPLAY SHOWCASE STRAIGHT GLASS 3FT Without Refrigeration WESTERN | Dimensions: 36x26x50" 3 SHELVES + BASE. |  | ₹. 55,000.00 + GST 18% |
| PTW 12 AN | AMBIENT DISPLAY SHOWCASE STRAIGHT GLASS 4FT Without Refrigeration WESTERN | Dimensions: 48x26x50" 3 SHELVES + BASE. |  | ₹. 63,250.00 + GST 18% |
| PTW 15 AN | AMBIENT DISPLAY SHOWCASE STRAIGHT GLASS 5FT Without Refrigeration WESTERN | Dimensions: 60x26x50" 3 SHELVES + BASE. |  | ₹. 84,700.00 + GST 18% |
| PTW 06 H | HOT DISPLAY SHOWCASE STRAIGHT GLASS 2FT HEATED COUNTER WESTERN | Dimensions: 24x26x48" 3 SHELVES + BASE. |  | ₹. 50,050.00 + GST 18% |
| PTW 09 H | HOT DISPLAY SHOWCASE STRAIGHT GLASS 3FT HEATED COUNTER WESTERN | Dimensions: 36x26x50" 3 SHELVES + BASE. |  | ₹. 59,400.00 + GST 18% |
| PTW 12 H | HOT DISPLAY SHOWCASE STRAIGHT GLASS 4FT HEATED COUNTER WESTERN | Dimensions: 48x26x50" 3 SHELVES + BASE. |  | ₹. 67,650.00 + GST 18% |
| PTW 15 H | HOT DISPLAY SHOWCASE STRAIGHT GLASS 5FT HEATED COUNTER WESTERN | Dimensions: 60x26x50" 3 SHELVES + BASE. |  | ₹. 90,200.00 + GST 18% |

| Customer PRICE-LIST effective from 01.05.2023: | | | | | PAGE 21 |
|---|--|--|---|--|----------------|
| CODE | PRODUCT | DETAILS | IMAGE | PRICE | |
| RBW 95 | WESTERN BLACK COATED BACK BAR 2 DOORS | Galvanized Steel Powder Coated Colour: Black Net Cap :196 Litres; Dim: 900x545x900mm (with castors) 4pcs shelf, Interior Lights, With lock & keys |  | ₹. 44,000.00 + GST 18% | |
| RBW 135 | WESTERN BLACK COATED BACK BAR 3 DOORS | Galvanized Steel Powder Coated Colour: Black Net Cap :302 Litres Dim: 1350x545x900 (with castors), 6 pcs shelf, Interior Lights, With Lock & keys |  | ₹. 49,500.00 + GST 18% | |
| BB 2D BL CEL | CELLFROST BLACK BACK BAR REFRIGERATOR 2 DOORS | Dimensions: 35x21x34" Stainless Steel Outer Body. Digital Temperature Controller. Temperature Range: 0~10°C |  | ₹. 49,500.00 + GST 18% | |
| BB 3D BL CEL | CELLFROST BLACK BACK BAR REFRIGERATOR 3 DOORS | Dimensions: 54x21x34" Stainless Steel Outer Body. Digital Temperature Controller. Temperature Range: 0~10°C |  | ₹. 57,200.00 + GST 18% | |
| EBB 2D | ELANPRO BLACK COATED BACK BAR 2 DOORS | Galvanized Steel Powder Coated Colour: Black Net Cap :223 Litres; Dim: 900x525x900mm, 4pcs shelf, Interior Lights, With lock & keys |  | ₹. 44,000.00 + GST 18% | |
| EBB 3D | ELANPRO BLACK COATED BACK BAR 3 DOORS | Galvanized Steel Powder Coated Colour: Black Net Cap :302 Litres Dim: 1350x514x870, 6 pcs shelf, Interior Lights, With Lock & keys |  | ₹. 49,500.00 + GST 18% | |
| CS 900 | COCKTAIL STATION & LIQUOR RAIL | Dimensions: 35x24+4x32+4" Insulated Tank with Removable Three Partitions for Ice Cubes and Crushed Ice. Perforated Base and Separate system for water drain out. Removable Insulated Lid. SS Thickness: 16 & 18swg. |  | COCKTAIL STATION: ₹. 44,000.00 + GST 18% | |
| | | | | LIQUOR RAIL 2PC: 3350 x 2: ₹. 7,370.00 + GST 18% | |
| DB 600/ DB WR 600 | DRAIN BOARD & LIQUOR RAIL / DRAIN BOARD WITH RINSER & LIQUOR RAIL | Dimensions: 24x24+4x32+4" Removable Perforated Inverted Tray Top. 1 Under-Shelf. Tray type Base for storing spillage. Separate arrangement for drain out. SS Thickness: 16 & 18swg. |  | COCKTAIL STATION: ₹. 37,400.00 + GST 18% | |
| | | | | + GLASS RINSER: ₹. 4,950.00 + GST 18% | |
| | | | | LIQUOR RAIL 1PC: ₹. 2,530.00 + GST 18% | |

| | | | | |
|------------|----------------------------------|---|---|--------------------------------------|
| WS 1500 | WORK STATION WITH BIN | <p>Dimensions: 59x27x32+4”</p> <p>Work Table with Sink.</p> <p>With Chopping Board.</p> <p>With Perforated Top with Drain below. With Garbage Chute.</p> <p>With SS Bin & 2 Flexible Faucets.</p> |  | <p>₹. 41,800.00</p> <p>+ GST 18%</p> |
|------------|----------------------------------|---|---|--------------------------------------|

| Customer PRICE-LIST effective from 01.05.2023: | | | | | PAGE 22 |
|---|---|--|--|---|--|
| CODE | PRODUCT | | DETAILS | IMAGE | PRICE |
| RF4D1 100N | BLUE STAR SS FOUR DOOR VERTICAL FREEZER <u>RF4D1100N</u> | | Dimensions: 1200x760x1997mm Volume: 1200 Ltr. TEMP RANGE: -18°C to -10°C 220/240V / 50 Hz 4 Doors – 6 Shelves Digital Temperature Controller. VENTILATED COOLING. |  | ₹. 1,19,900.00 + GST 18% |
| VC 2D CEL | CELFROST SS TWO DOOR VERTICAL CHILLER TEMP RANGE: 2 to 8°C | | Dimensions: 740x830x2010mm Inches approx.: 30x33x80" Shelves: 3 Volume: 650 litres. Refrigerant: R290. Input Power for Chiller: 375Watt. Input Power for Freezer: 800Watt.. Digital Temperature Controller. VENTILATED COOLING. |  | CHILLER: ₹. 88,000.00 + GST 18% |
| JE 2D VF | JONREE SS TWO DOOR VERTICAL FREEZER TEMP RANGE: -18°C to -15°C | | Dimensions: 620x692x1887mm Inches approx.: 25x28x76" Volume: 369 litres. Temperature Range: -18 to -15°C <u>STATIC COOLING.</u> |  | FREEZER: ₹. 70,200.00 + GST 18% |
| DIS SWEE T | REFRIGERATED SWEET DISPLAY SHOWCASE ROUND GLASS – 5.4FT | | Dimensions: 64x28x49". Steel body. 2 Shelves + Base. Toughened Glass. Power: 850Watt. Single Phase 220V. Temperature Range: 4-8°C Cooling: Static Cooling (Coil Cooling). Compressor: Donper. |  | ₹. 55,000.00 + GST 18% |
| DIS SQR 1200 | IMPORTED 4 FT KOREAN MARBLE: STRAIGHT GLASS REFRIGERATED CAKE DISPLAY SHOWCASE | | Dim: 48x27x48inch. 3 SHELVES + BASE. KOREAN MARBLE. Vacuum Sandwich Insulated Glass Power: 760Watt. Single Phase 220V. Temp. Range: 4-8 DC. Cooling: Fan Cooling (Ventilated) Refrigerant R134A. Compressor: Apsara. |  | ₹. 71,500.00 + GST 18% |
| DIS TT1 | ROUND GLASS PASTRY DISPLAY SHOWCASE TABLE TOP | | Dimensions: 34x20x31". Steel body. 1 SHELF + BASE. Toughened Glass. Power: 320Watt. Single Phase 220V. Temperature Range: 4-8°C Cooling: Air (Ventilated) Cooling. Refrigerant R134A. |  | ₹. 36,300.00 + GST 18% |

| Customer PRICE-LIST effective from 01.05.2023: | | | | | PAGE 23 |
|---|--|--|--|--|--|
| CODE | PRODUCT | | DETAILS | IMAGE | PRICE |
| UCC 1200 | ULTRACHEF SS UNDER-COUNTER CHILLER 4 FT | | Dimensions: 48x30x32" Embraco Compressor. Static cooling. Digital Temperature Controller. Spring Control Doors. Temperature Range: 0 to 10°C |  | ₹. 60,500.00 + GST 18% |
| UCC 1500 | ULTRACHEF SS UNDER-COUNTER CHILLER 5 FT | | Dimensions: 60x30x32" Embraco Compressor. Static cooling. Digital Temperature Controller. Spring Control Doors. Temperature Range: 0 to 10°C |  | ₹. 70,400.00 + GST 18% |
| UCF 1500 | ULTRACHEF SS UNDER-COUNTER FREEZER 5 FT | | Dimensions: 60x30x32" Embraco Compressor. Static cooling. Digital Temperature Controller. Spring Control Doors. Temperature Range: -5 to -15 C |  | ₹. 78,100.00 + GST 18% |
| UCC 1800 | ULTRACHEF SS UNDER-COUNTER CHILLER 6 FT | | Dimensions: Inches: 72x30x32" Embraco Compressor. Static cooling. Digital Temperature Controller. Spring Control Doors. Temperature Range: 0 to 10°C |  | ₹. 80,300.00 + GST 18% |
| CBM PSS 200 | BLUE STAR SS PREP COUNTER / COLD BAIN MARIE TWO DOOR TEMP RANGE: 2°C to 8°C CAPACITY: 5 x 1/6 GN PANS | | Dimensions: 900x700x1000mm Inches approx.: 36x28x40" Embraco Compressor. Input Power: 335Watt. Refrigerant: R134a. Shelves: 2. Digital Temperature Controller. Static cooling with fan. |  PSS 200 | ₹. 66,000.00 + GST 18% |
| | | | | | GN PAN 6" Deep: ₹. 520 x 5pc: ₹. 2,860.00 |
| CBM PSS 300 | BLUE STAR SS PREP COUNTER / COLD BAIN MARIE THREE DOOR TEMP RANGE: 2°C to 8°C CAPACITY: 8 x 1/6 GN PANS | | Dimensions: 1368x700x1000mm Inches approx.: 54x28x40" Embraco Compressor. Input Power: 495Watt. Refrigerant: R134a. Shelves: 3. Digital Temperature Controller. Static cooling with fan. |  | ₹. 83,500.00 + GST 18% |
| | | | | | GN PAN 6" Deep: ₹. 520 x 8pc: ₹. 4,576.00 |

Customer PRICE-LIST effective from 01.05.2023:

PAGE 24

| CODE | PRODUCT | DETAILS | IMAGE | PRICE |
|-------------|-----------------------------------|--|---|---------------------------|
| WC 20 G | WATER COOLER 20 LITRES | Dimensions: 400x400x1050mm; 16x16x42". Capacity: Storage: 20 Ltr. Cooling: 20 Ltr/Hr. Copper Tubing: Size 3/8"; Length 20ft. Branded Compressor. Stainless Steel Body. Lockable Door. Single Tap. Weight: 27kg. |  | ₹. 22,000.00 + GST 18% |
| WC 40 G | WATER COOLER 40 LITRES | Dimensions: 420x475x1235mm; 17x18x48". Capacity: Storage: 40 Ltr. Cooling: 40 Ltr/Hr. Branded Compressor. Stainless Steel Body. Copper Tubing: Size 3/8"; Length 20ft. Lockable Door. Two Taps. Weight: 32kg. |  | ₹. 24,200.00 + GST 18% |
| WC 60 G | WATER COOLER 60 LITRES | Dimensions: 445x570x1235mm; 18x23x48". Capacity: Storage: 60 Ltr. Cooling: 40 Ltr/Hr. Branded Compressor. Stainless Steel Body. Copper Tubing: Size 3/8"; Length 25ft. Lockable Door. Two Taps. Weight: 36kg. | | ₹. 26,400.00 + GST 18% |
| WC 80 G | WATER COOLER 80 LITRES | Dimensions: 445x670x1235mm; 18x27x48". Capacity: Storage: 80 Ltr. Cooling: 40 Ltr/Hr. Branded Compressor. Stainless Steel Body. Copper Tubing: Size 3/8"; Length 50ft. Lockable Door. Two Taps. Weight: 46kg. |  | ₹. 30,800.00 + GST 18% |
| WC 100 G | WATER COOLER 110 LITRES | Dimensions: 510x820x1260mm; 20x33x50". Capacity: Storage: 110 Ltr. Cooling: 60 Ltr/Hr. Branded Compressor. Stainless Steel Body. Copper Tubing: Size 3/8"; Length 50ft. Lockable Door. Two Taps. Weight: 51kg. | | ₹. 35,200.00 + GST 18% |
| WC 150 G | WATER COOLER 150 LITRES | Dimensions: 510x820x1260mm; 20x33x50". Capacity: Storage: 150 Ltr. Cooling: 120 Ltr/Hr. Branded Compressor. Stainless Steel Body. Copper Tubing: Size 1/2"; Length 80ft. Lockable Door. Three Taps. Weight: 59kg. |  | ₹. 46,200.00 + GST 18% |
| WC 200 G | WATER COOLER 200 LITRES | Dimensions: 625x875x1260mm; 25x35x50". Capacity: Storage: 200 Ltr. Cooling: 150 Ltr/Hr. Branded Compressor. Stainless Steel Body. Copper Tubing: Size 1/2"; Length 95ft. Lockable Door. Four Taps. Weight: 64kg. | | ON DEMAND |
| WC 300 G | WATER COOLER 300 LITRES | Dimensions: 705x1105x1400mm; 28x44x56". Capacity: Storage: 300 Ltr. Cooling: 200 Ltr/Hr. Branded Compressor. Stainless Steel Body. Copper Tubing: Size 1/2"; Length 120ft. Lockable Door. Five Taps. Weight: 70kg. | | ON DEMAND |
| WC 450 G | WATER COOLER 450 LITRES | Dimensions: 925x1305x1600mm; 37x52x63". Capacity: Storage: 450 Ltr. Cooling: 300 Ltr/Hr. Branded Compressor. Stainless Steel Body. Copper Tubing: Size 1/2"; Length 150ft. Lockable Door. Five Taps. Weight: 78kg. | | ON DEMAND |

| Customer PRICE-LIST effective from 01.05.2023: | | | | PAGE 25 |
|---|--|---|---|--|
| CODE | PRODUCT | DETAILS | IMAGE | PRICE |
| GB 1 BULK | SINGLE BURNER GAS RANGE FOR BULK COOKING | Dimensions: 24x24x15" Branded Burner and Fittings. CI Pan Supports. SS Thickness: 16 & 18swg. |  | ₹. 13,200.00 + GST 18% |
| GB1 | SINGLE BURNER GAS RANGE WITH SPLASH-BACK | Dimensions: 24x24x32+6" With 1 Under-Shelf. With Splash-Back. Branded Burner and Fittings. CI Pan Supports. SS Drip Tray. SS Thickness: 16 & 18swg. |  | ₹. 15,400.00 + GST 18% |
| GB2 | TWO BURNER GAS RANGE WITH SPLASH-BACK | Dimensions: 45x24x32+6" With 1 Under-Shelf. With Splash-Back. Branded Burner and Fittings. CI Pan Supports. SS Drip Tray. SS Thickness: 16 & 18swg. |  | ₹. 23,100.00 + GST 18% |
| GB3 | THREE BURNER GAS RANGE WITH SPLASH-BACK | Dimensions: 66x24x32+6" With 1 Under-Shelf. With Splash-Back. Branded Burner and Fittings. CI Pan Supports. SS Drip Tray. SS Thickness: 16 & 18swg. |  | ₹. 29,150.00 + GST 18% |
| GB4 | FOUR BURNER GAS RANGE WITH SPLASH-BACK | Dimensions: 32x32x32+6" With 1 Under-Shelf. With Splash-Back. Branded Burner and Fittings. CI Pan Supports. SS Drip Tray. SS Thickness: 16 & 18swg. ALSO AVAILABLE WITH ELECTRIC OVEN. |  | ₹. 39,600.00 + GST 18% |
| GB4 OVEN | | | | WITH INDIAN OVEN: + ₹. 17,600.00 |
| GB4 OVEN IMP | | | | WITH IMPORTED OVEN: + ₹. 28,600.00 |
| GB6 | SIX BURNER GAS RANGE WITH SPLASH-BACK | Dimensions: 48x32x32+6" With 1 Under-Shelf. With Splash-Back. Branded Burner and Fittings. CI Pan Supports. SS Drip Tray. SS Thickness: 16 & 18swg. ALSO AVAILABLE WITH ELECTRIC OVEN. |  | ₹. 48,400.00 + GST 18% |
| | | | | WITH INDIAN OVEN: + ₹. 26,620.00 |
| | | | | WITH IMPORTED OVEN: + ₹. 28,600.00 |
| GBC1 | SINGLE BURNER CHINESE GAS RANGE WITH 15" SPLASH-BACK | Dimensions: 28x28x30+15" 1 Under-Shelf. With High Splash-Back. Branded Burner and Fittings. CI Pan Supports. SS Drip Tray. SS Thickness: 16 & 18swg. |  | ₹. 22,000.00 + GST 18% |
| GBC2 | TWO BURNER CHINESE GAS RANGE WITH 15" SPLASH-BACK | Dimensions: 48x28x30+15" 1 Under-Shelf. With High Splash-Back. Branded Burner and Fittings. CI Pan Supports. SS Drip Tray. SS Thickness: 16 & 18swg. |  | ₹. 38,500.00 + GST 18% |
| GBC2+1 | TWO + ONE BURNER CHINESE GAS RANGE WITH 15" SPLASH-BACK | Dimensions: 54x30x30+15" 1 Under-Shelf. With High Splash-Back. Branded Burner and Fittings. CI Pan Supports. SS Drip Tray. SS Thickness: 16 & 18swg. |  | ₹. 50,600.00 + GST 18% |









Customer PRICE-LIST effective from 01.05.2023:

PAGE 26

| CODE | PRODUCT | DETAILS | IMAGE | PRICE |
|-----------|--|--|---|---|
| DB G TT | TABLE TOP GAS DOSA BHATTI WITH 3 SIDE SKIRTING | Dimensions: 27x18x15+2" 10mm MS Plate on top. 3 side skirting. Branded Burner and Fittings. |  | ₹. 9,900.00 + GST 18% |
| DB G 36 | GAS DOSA BHATTI - 3 FT WITH 3 SIDE SKIRTING WITH 1 UNDER SHELF | Dimensions: 36x24x32+3" With 3 side skirting. Branded Burner and Fittings. 10mm MS Plate on top. SS Oil Drip Tray. SS Thickness: 16 & 18swg. |  | ₹. 19,250.00 + GST 18% |
| DB G 48 | GAS DOSA BHATTI - 4 FT WITH 3 SIDE SKIRTING WITH 1 UNDER SHELF | Dimensions: 48x24x32+3" With 3 side skirting. Branded Burner and Fittings. 10mm MS Plate on top. SS Oil Drip Tray. SS Thickness: 16 & 18swg. |  | ₹. 23,100.00 + GST 18% |
| CB G 45 | GAS CHAPATI BHATTI WITH PUFFER WITH 1 UNDER SHELF | Dimensions: 45x24x32+3" With Puffer Plate. Branded Burner and Fittings. 10mm MS Plate on top. SS Oil Drip Tray. SS Thickness: 16 & 18swg. |  | ₹. 24,000.00 + GST 18% |
| GP G PL | GAS GRIDDLE PLATE WITH 3 SIDE SKIRTING WITH 1 UNDER SHELF | Dimensions: 32x32x32+3" With 3 side skirting. Branded Burner and Fittings. 10mm MS Plate on top. SS Oil Drip Tray. SS Thickness: 16 & 18swg. |  | PLAIN TOP: ₹. 29,150.00 + GST 18% |
| GP G HG | | | | HALF GROOVED TOP: ₹. 36,300.00 + GST 18% |
| LRG 36 | LAVA ROCK GRILL WITH SS PIPE STAND WITH 3 SIDE SKIRTING WITH 1 UNDER SHELF | Dimensions: 36x30x34+4" With 3 side skirting. Double Jali on Top. Branded Burner and Fittings. 3kg Lava Rock Provided. SS Oil Drip Tray. SS Thickness: 16 & 18swg. |  | ₹. 48,400.00 + GST 18% |
| GRL1 | ONLY GRILL | Dimensions: 450x170mm. |  | ₹. 1,430.00 + GST 18% |
| TAN SQ 32 | SS TANDOOR INSULATED SQUARE | Dimensions: 32x32x40" Granite/SS Top. With Heat Insulation. With Heavy duty wheels. Wooden Panelling Optional. |  | ₹. 38,500.00 + GST 18% |
| TAN SQ 36 | SS TANDOOR INSULATED SQUARE | Dimensions: 36x36x40" Granite/SS Top. With Heat Insulation. With Heavy duty wheels. Wooden Panelling Optional. |  | ₹. 42,900.00 + GST 18% |









Customer PRICE-LIST effective from 01.05.2023:








PAGE 27







| CODE | PRODUCT | DETAILS | IMAGE | PRICE |
|------------|--|---|---|---------------------------|
| WT 600 | SS WORK TABLE WITH 2 U/S | Dimensions: 600x600x850mm Inches: 24x24x34" 2 Under-Shelves. SS Thickness: 16 & 18swg. |  | ₹. 9,900.00 + GST 18% |
| WT 900 | SS WORK TABLE WITH 2 U/S | Dimensions: 900x600x850mm Inches: 36x24x34" 2 Under-Shelves. SS Thickness: 16 & 18swg. | | ₹. 12,320.00 + GST 18% |
| WT 1200 | SS WORK TABLE WITH 2 U/S | Dimensions: 1200x600x850mm Inches: 48x24x34" 2 Under-Shelves. SS Thickness: 16 & 18swg. | | ₹. 15,400.00 + GST 18% |
| WT 1500 | SS WORK TABLE WITH 2 U/S | Dimensions: 1500x600x850mm Inches: 60x24x34" 2 Under-Shelves. SS Thickness: 16 & 18swg. | | ₹. 17,820.00 + GST 18% |
| WT 1800 | SS WORK TABLE WITH 2 U/S | Dimensions: 1800x600x850mm Inches: 72x24x34" 2 Under-Shelves. SS Thickness: 16 & 18swg. | | ₹. 20,680.00 + GST 18% |
| CWT 1200 | SS CABINET WORK TABLE 4 FT | Dimensions: 1200x600x800mm Inches: 48x24x32" 3 side covered, Front Sliding Door. SS Thickness: 16 & 18swg. |  | ₹. 24,750.00 + GST 18% |
| CWT 1500 | SS CABINET WORK TABLE 5 FT | Dimensions: 1200x600x800mm Inches: 60x24x32" 3 side covered, Front Sliding Door. SS Thickness: 16 & 18swg. | | ₹. 29,700.00 + GST 18% |
| CWT 1800 | SS CABINET WORK TABLE 6 FT | Dimensions: 1800x600x800mm Inches: 72x24x32" 3 side covered, Front Sliding Door. SS Thickness: 16 & 18swg. | | ₹. 34,100.00 + GST 18% |
| WT SB 600 | SS WORK TABLE WITH 2 U/S WITH SPLASH-BACK | Dimensions: 600x600x850mm Inches: 24x24x34" 2 Under-Shelves. SS Thickness: 16 & 18swg. |  | ₹. 11,000.00 + GST 18% |
| WT SB 900 | SS WORK TABLE WITH 2 U/S WITH SPLASH-BACK | Dimensions: 900x600x850mm Inches: 36x24x34" 2 Under-Shelves. SS Thickness: 16 & 18swg. |  | ₹. 14,080.00 + GST 18% |
| WT SB 1200 | SS WORK TABLE WITH 2 U/S WITH SPLASH-BACK | Dimensions: 1200x600x850mm Inches: 48x24x34" 2 Under-Shelves. SS Thickness: 16 & 18swg. | | ₹. 16,170.00 + GST 18% |
| WT SB 1500 | SS WORK TABLE WITH 2 U/S WITH SPLASH-BACK | Dimensions: 1500x600x850mm Inches: 60x24x34" 2 Under-Shelves. SS Thickness: 16 & 18swg. |  | ₹. 18,920.00 + GST 18% |
| WT SB 1800 | SS WORK TABLE WITH 2 U/S WITH SPLASH-BACK | Dimensions: 1800x600x850mm Inches: 72x24x34" 2 Under-Shelves. SS Thickness: 16 & 18swg. | | ₹. 22,000.00 + GST 18% |
| OHS 900 | SS TWIN OVER-HEAD SHELF | Dimensions: 36x12x30" |  | ₹. 6,160.00 |
| OHS 1200 | | Dimensions: 48x12x30" | | ₹. 8,800.00 |
| OHS 1500 | | Dimensions: 60x12x30" | | ₹. 10,450.00 |
| OHS 1800 | | Dimensions: 72x12x30" | | ₹. 11,550.00 |
| DLT 1200 | SS DISH LANDING TABLE | Dimensions: 1200x600x850+100mm Inches: 48x24x34+4" SS Thickness: 16 & 18swg. |  | ₹. 13,750.00 + GST 18% |
| DLT 1450 | | Dimensions: 1450x600x850+100mm Inches: 58x24x34+4" SS Thickness: 16 & 18swg. | | ₹. 17,050.00 + GST 18% |
| DLT DEEP | SS DEEP DISH LANDING TABLE | Dimensions: 1500x750x850mm Inches: 60x30x34" SS Thickness: 16 & 18swg. |  | ₹. 22,000.00 + GST 18% |

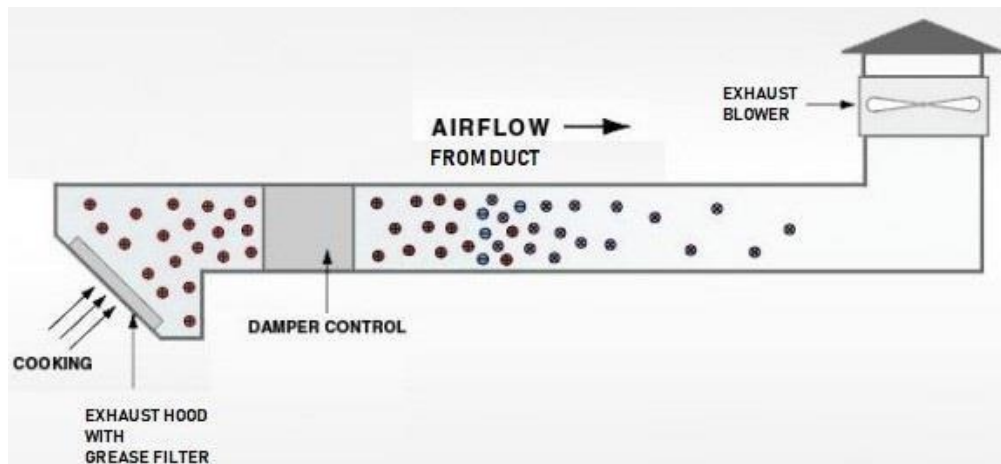
Customer PRICE-LIST effective from 01.05.2023:

PAGE 28

| CODE | PRODUCT | DETAILS | IMAGE | PRICE |
|---------------|--|---|---|---------------------------|
| SINK1 | SS SINGLE SINK UNIT WITH SPLASH-BACK | Dimensions: 600x600x850+150mm. Inches: 24x24x34+6" Bowl Size: 17.5x16x9.5" (deep) With Splash-back. SS Thickness: 16 & 18swg. |  | ₹. 13,420.00 + GST 18% |
| SINK WT | SS WORK TABLE WITH SINK WITH SPLASH-BACK | Dimensions: 1200x600x850+150mm. Inches: 48x24x34+6" Bowl Size: 19.5x16x9.5" (deep) Bowl on RHS & LHS both available. With Splash-back. SS Thickness: 16 & 18swg. |  | ₹. 18,700.00 + GST 18% |
| SINK2 | SS TWO SINK UNIT WITH SPLASH-BACK | Dimensions: 1200x600x850+150mm. Inches: 48x24x34+6" Bowl Size: 19.5x16x9.5" (deep) With Splash-back. SS Thickness: 16 & 18swg. |  | ₹. 19,800.00 + GST 18% |
| SINK3 | SS THREE SINK UNIT WITH SPLASH-BACK | Dimensions: 1800x600x850+150mm. Inches: 72x24x34+6" Bowl Size: 19.5x16x9.5" (deep) With Splash-back. SS Thickness: 16 & 18swg. |  | ₹. 25,850.00 + GST 18% |
| SINK POT | SS POT SINK WITH SPLASH-BACK | Dimensions: 1000x700x850+150mm. Inches: 40x28x34+6" Bowl Size: 34x20x8" (deep) SS Thickness: 16 & 18swg. |  | ₹. 19,800.00 + GST 18% |
| SINK POT | SS JUMBO POT SINK WITH SPLASH-BACK | Dimensions: 1200x700x850+150mm. Inches: 48x28x34+6" Bowl Size: 34x20x8" (deep) SS Thickness: 16 & 18swg. | | ₹. 22,000.00 + GST 18% |
| SINK WALL 450 | WALL MOUNTED SINK PUSH TYPE | Dimensions: 400x330x575 mm. Inches: 16 x 13 x 8 + 14". Push type operating for convenience. SS Thickness: 16 & 18swg. |  | ₹. 11,000.00 + GST 18% |
| SINK P | SS PEDAL SINK UNIT | Dimensions: 18x18x34+16" Bowl Size: 17.5x16x9.5" (deep) With Splash-back. SS Thickness: 16 & 18swg. |  | ₹. 22,000.00 + GST 18% |
| GT01 | SS GREASE TRAP The purpose of a grease trap is to reduce the amount of fats, oils and greases to enter the main sewers & avoid blockages, foul odours and pest infestation due to it. | Dimensions: 400x250x240mm. Inches: 16x10x10" Single Inlet Hole. |  | ₹. 11,000.00 + GST 18% |
| GT02 | | Dimensions: 500x300x290mm. Inches: 20x12x12" Double Inlet Hole. | | ₹. 13,200.00 + GST 18% |
| GT03 | | Dimensions: 600x410x310mm. Inches: 24x16x12" Triple Inlet Hole. | | ₹. 15,400.00 + GST 18% |
| WSPIPE 600 | SS PIPE WALL SHELF FOR ABOVE SINK | Dimensions: 600x300mm. Inches: 24x12" |  | ₹. 3,740.00 + GST 18% |
| WSPIPE 900 | | Dimensions: 900x300mm. Inches: 36x12" | | ₹. 4,620.00 + GST 18% |
| WSPIPE 1200 | | Dimensions: 1200x300mm. Inches: 48x12" | | ₹. 5,500.00 + GST 18% |
| DCS | DRAIN COVER STANDARD | Dimensions: 580x195x30mm Inches: 22.8 x 7.7x1" SS Thickness: 1.2mm |  | ₹. 1,540.00 + GST 18% |










| Customer PRICE-LIST effective from 01.05.2023: | | | | | PAGE 29 |
|---|--|--|--|---|--|
| CODE | PRODUCT | | DETAILS | IMAGE | PRICE |
| RAC POT 1200 | SS POT RACK | | Dimensions: 1200x500x1550mm. Inches: 48x20x62" Four Shelves. SS Thickness: 16 & 18swg. |  | ₹. 19,250.00 + GST 18% |
| RAC POT 1500 | | | Dimensions: 1500x500x1550mm. Inches: 60x20x62" Four Shelves. SS Thickness: 16 & 18swg. | | ₹. 22,000.00 + GST 18% |
| RAC STO 750 | SS ADJUSTABLE STORAGE RACK | | Dimensions: 750x500x1800mm. Inches: 30x20x72" Five Shelves. SS Thickness: 16 & 18swg. |  | ₹. 19,250.00 + GST 18% |
| RAC STO 900 | | | Dimensions: 900x500x1800mm. Inches: 36x20x72" Five Shelves. SS Thickness: 16 & 18swg. | | ₹. 22,000.00 + GST 18% |
| RAC STO 1200 | | | Dimensions: 1200x500x1800mm. Inches: 48x20x72" Five Shelves. SS Thickness: 16 & 18swg. | | ₹. 25,850.00 + GST 18% |
| RAC STO 1500 | | | Dimensions: 1500x500x1800mm. Inches: 60x20x72" Five Shelves. SS Thickness: 16 & 18swg. | | ₹. 28,050.00 + GST 18% |
| WS 600 | SS WALL SHELF | | Dimensions: 600x300mm. Inches: 24x12" |  | ₹. 4,950.00 + GST 18% |
| WS 900 | | | Dimensions: 900x300mm. Inches: 36x12" | | ₹. 4,950.00 + GST 18% |
| WS 1200 | | | Dimensions: 1200x300mm. Inches: 48x12" | | ₹. 6,160.00 + GST 18% |
| WS 1500 | | | Dimensions: 1500x300mm. Inches: 60x12" | | ₹. 7,370.00 + GST 18% |
| WS 1800 | | | Dimensions: 1800x300mm. Inches: 72x12" | | ₹. 8,580.00 + GST 18% |
| WSF 900 | SS WALL SHELF FOLDABLE | | Dimensions: 900x300mm. Inches: 36x12" |  | ₹. 5,500.00 + GST 18% |
| WSF 1200 | | | Dimensions: 1200x300mm. Inches: 48x12" | | ₹. 6,600.00 + GST 18% |
| VMT 14 | VEGETABLE MESHWIRE TROLLEY FOUR BASKETS | | Dimensions: 14x16x60" Capacity: 100kg. |  | ₹. 9,900.00 + GST 18% |
| VMT 24 | | | Dimensions: 24x21x60" Capacity: 150kg. | | ₹. 14,300.00 + GST 18% |
| VMT 30 | | | Dimensions 30 x 21 x 64 cap : 175 kg | | ₹. 15,950.00 + GST 18% |
| VMT 36 | | | Dimensions: 36x21x67" Capacity: 200kg. | | ₹. 18,150.00 + GST 18% |
| VMT 48 | | | Dimensions: 48x21x67" Capacity: 250kg. | | ₹. 19,800.00 + GST 18% |
| OPMT SML | ONION POTATO MESHWIRE TROLLEY | | Dimensions: 15x15x30" Capacity: 50kg. SS Trolley with Partition & Wheels. |  | ₹. 7,920.00 + GST 18% |
| OPT BIG | | | Dimensions: 24x24x30" Capacity: 100kg. SS Trolley with Partition & Wheels. | | ₹. 12,100.00 + GST 18% |
| PVC CT | SS RACK TROLLEY FOR PVC CRATES | | Dimensions: 19X25X72" SS Trolley with wheels. 7 or 9 Tray Racks as per requirement. Assorted Plastic Crate. |  | ONLY TROLLEY: ₹. 20,900.00 + GST 18% |
| | | | | | TROLLEY WITH 7 CRATES: ₹. 26,400.00 + GST 18% |

| Customer PRICE-LIST effective from 01.05.2023: | | | | | PAGE 30 |
|---|--|--|--|---|--|
| CODE | PRODUCT | | DETAILS | IMAGE | PRICE |
| EX H 40 | SS EXHAUST HOOD WITH FILTER | | Dimensions: 1000x1000x500mm. Inches: 40x40x20" SS Thickness: 20 & 22swg. With Removable Filter & Oil collection tray. |  | ₹. 17,050.00 + GST 18% |
| EX H 52 | | | Dimensions: 1300x1000x500mm. Inches: 52x40x20" SS Thickness: 20 & 22swg. With Removable Filter & Oil collection tray. | | ₹. 20,570.00 + GST 18% |
| EX H 76 | | | Dimensions: 1900x1000x500mm. Inches: 76x40x20" SS Thickness: 20 & 22swg. With Removable Filter & Oil collection tray. | | ₹. 31,900.00 + GST 18% |
| EX BL 1HP 1440 | EXHAUST BLOWER WITH CROMPTON MOTOR | | Motor: 1HP. RPM: 1440rpm. Velocity: 1600CFM. Static Pressure: 50mmWG. |  | ON DEMAND |
| EX BL 3HP 960 | | | Motor: 3HP. RPM: 960rpm. Velocity: 4500CFM. Static Pressure: 50mmWG. | | ON DEMAND |
| EX BL 5HP 960 | | | Motor: 5HP. RPM: 960rpm. Velocity: 7000CFM. Static Pressure: 50mmWG. | | ON DEMAND |
| EX BL 7HP 960 | | | Motor: 7.5HP. RPM: 960rpm. Velocity: 12000CFM. Static Pressure: 50mmWG | | ON DEMAND |
| EX DUCT | DUCTING WORK / GI DUCTING (for Exhaust / Fresh Air) | | Calculations are done as per the total number of sheets used for the whole line. Per sheet size is 8'x4' (32 sq. ft.) Total cost will be calculated as per square feet. All material used for duct making are included in the price. Any additional work such as scaffolding or stands & fixtures should be provided by the customer. |  | ₹. 126.5 Per Square feet. + GST 18% |
| EX VCD 300 | VOLUME CONTROL DAMPER | | Dimension: 300x300mm. Used to start or stop the flow for any particular hood. |  | ₹. 2,200.00 + GST 18% |
| EX GRILL | GRILL | | Grill is used at the outlet of air to adjust the air direction. |  | ₹. 1,540.00 + GST 18% |
| EX FAF | FRESH AIR FILTER | | Filter to be used at the inlet of fresh air to prevent dust and particles entering the kitchen. |  | ₹. 3,630.00 + GST 18% |










Customer PRICE-LIST effective from 01.05.2023:

PAGE 31A

| CODE | PRODUCT | DETAILS | IMAGE | PRICE |
|---|--|--|---|-----------------------------|
| DW HT CEL B-50 | HOOD TYPE DISH WASHER CELFROST B-50 | Rack size: 500x500mm. Mechanical Panel. Power: 400V 50hz THREE PHASE. Power: 9.2 Kw. Rinse Aid pump. Hot Water Automatic Rinse & Double Filter. No of cycles: 2 (60/150 sec). Tank capacity: 35 Ltr. Water consumption: 2.5 ltr/rack per cycle. Dimensions: 760x815x1420mm. |  | ₹. 2,36,500.00 + GST 28% |
| PS2 H50 40N | WASHMAX HOOD TYPE DISH WASHER | Dimensions: 655x745x1480mm Power: 6.52 KW. Voltage: 400V 50hz THREE PHASE. Rack size: 50x50cm. Electromechanical control panel Easy clean dual filter. Tilted wash pump. 2 SS wash arms and two rinse arms of composite material, indepent and rotary. Integral hydraulic rinse aid injector. |  | ₹. 1,96,350.00 + GST 28% |
| WBM- 1080-T | WESTERN HOOD TYPE DISH WASHER | Dimensions: 700x785x1480mm Consumption: 9.66 kW 380 V 3NPE 50 Hz. Rack size: 50x50cm. Washing Tank Capacity: 22 Ltr Boiler Tank Capacity: 7 Ltr 2.8 ltr. water consumption per cycle On-screen easy-to-failure status monitoring Digital pressure switch for washing tank |  | ₹. 2,20,000.00 + GST 28% |
| ENTRY | ENTRY TABLE WITH SINK WITH SPLASH-BACK | Dimensions: 54x30x34+6" With Splash-back. SS Thickness: Top 16swg, Body 18swg. Bowl Size: 16x16x8" Deep. |  | ₹. 22,000.00 + GST 18% |
| EXIT | EXIT TABLE WITH SPLASH-BACK | Dimensions: 36x30x34+6" With Splash-back. With rails to keep baskets. SS Thickness: Top 16swg & 18swg. |  | ₹. 17,050.00 + GST 18% |
| DIFFERENT PLACEMENT FOR DISHWASHER AND ENTRY-EXIT TABLE: 1. STRAIGHT THROUGH. 2. CORNER SITED. | | | | |
|  | | |  | |
| PSF DM | PRE-RINSE FAUCET DECK MOUNTED | Make: T&S. Model: EX-1DP00-H. Deck mounted mixing faucet with polished chrome plated brass body, 24" riser, 44" flexible stainless-steel hose, heat resistant handle, 6" wall bracket, spray valve holder and overhead spring. |  | ₹. 23,100.00 + GST 18% |
| PSF WM | PRE-RINSE FAUCET WALL MOUNTED | Make: T&S. Model: EX-6WP12-H Height: 1024 mm. SINGLE LEVER WALL MOUNT MIXING PRE RINSE WITH 12" ADD ON FAUCET. 4.5 GPM HIGH FLOW SPRAY VALVE. 6" WALL BRACKET. |  | ₹. 29,700.00 + GST 18% |

Customer PRICE-LIST effective from 01.05.2023:

PAGE 31B

| | | | | |
|---------------------------------|--|--|---|---|
| B-20 CEL | GLASS WASHER UNDER COUNTER CELFROST | <p>Dimensions: 470x535x685 mm. Rack size: 400x400 mm. Productivity: 30 Rack/Hr. Power Supply: 230V / 50Hz / 1Ph. Max. power required: 3.3 kw. Water supply temperature: 10 °C. Water consumption: 2.5 Ltr / Rack. Tank capacity: 10 Ltr. No of cycle: 1 (120 sec).</p> |  | ₹. 1,21,000.00 + GST 28% |
| WBY 40T PDT | HOSIZHAKI UNDER COUNTER GLASSWASHER | <p>Dimensions: 475x558x765mm. Washing Tank Capacity: 18.4ltr Boiler Tank Capacity: 2.8ltr Voltage: 220-230V, Power: 3.3 Kw Water Inlet: 3/4 in Weight: 40 (+/- 5)</p> |  | ₹. 1,12,200.00 + GST 28% |
| WBY 50T PDT | HOSIZHAKI UNDER COUNTER DISHWASHER | <p>Dimensions: 595x661x830mm. Washing Tank Capacity: 27ltr Boiler Tank Capacity: 6ltr Voltage: 220-240V, Power: 5.5 Kw Water Inlet: 3/4", Water inlet pressure: 2-4 Bar Weight: 70 (+/- 5)</p> |  | ₹. 1,72,260.00 + GST 28% |
| DW E50 PRIMA | WASHMAX UNDER COUNTER DISH WASHER | <p>Rack size: 50x50cm. Voltage: 400V. No of cycle: 1 (180 sec). 20 cycles/Hr. Power: 3.9 Kw. Net Weight: 47 Kg. Water consumption: 2.6 Ltr per cycle. Dimensions: 565x610x825mm. Electromechanical control panel. Easy clean dual filter. Integral hydraulic rinse aid injector.</p> |  | ₹. 1,21,000.00 + GST 28% |
| GW E40 PRIMA | WASHMAX UNDER COUNTER GLASS WASHER | <p>Rack size: 40x40cm. Voltage: 230V/50Hz. No of cycle: 1 (120 sec). 30 cycles/Hr. Power: 2.97 Kw. Net Weight: 31 Kg. Water consumption: 2.4 Ltr per cycle. Dimensions: 465x510x695mm. Electromechanical control panel. Easy clean dual filter. Integral hydraulic rinse aid injector.</p> |  | ₹. 1,07,800.00 + GST 28% |
| DGR | DUAL GLASS RINSER | Dimensions: 645x217x24mm. |  | ₹. 17,050.00 + GST 18% |
| WS WR | WATER STATION WITH RINSER | Dimensions: 454x270x26mm. |  | ₹. 15,730.00 + GST 18% |
| JR | JAR RINSER | Dim: 354 Height x 150mm Dia. |  | ₹. 12,100.00 + GST 18% |
| HOSE REEL ALSO AVAILABLE | | | |  |








Customer PRICE-LIST effective from 01.05.2023:






PAGE 32

| CODE | PRODUCT | DETAILS | IMAGE | PRICE |
|------------------------------|---|---|---|--|
| IC30 BW | CELFROST TABLE TOP ICE CUBE MACHINE IC 30 BW | Dimension: 500x450x800 mm. Output(Per/24hr): 36 kg. Bin Capacity: 15kg. Voltage: 220/50/60, HZ: 110/60. Power: 310W. Refrigerant: R290 Net Weight: 36 kg. Loading Qty (20GP/40GP): 88 / 176pcs. |  | ₹. 72,050.00 + GST 18% |
| ELN ICM BULLET | ELANPRO TABLE TOP BULLET ICE MACHINE | Dimensions: 14x16x15" Capacity: 1.8 kg ice storage. Up to 15 kg of ice in 24 hours. 12 ice cubes per cycle (+-15 min). Weight: 17.2KG. |  | ₹. MASTER MACHINERY.0 0 + GST 18% |
| ICM 90 AGS84 6 WP | BULLET ICE ICE CUBE MACHINE 90kg WHIRLPOOL | Ice production (kg/24h): 90 Kg. Ice Shape: BULLET ICE . Condenser type: Air. Defrost type: Hot gas. Static Evaporator. Ice Storage Capacity: 35 Kg. Cycle Time: 15 min. Inbuilt Storage Bin. |  | ₹. 1,43,000.00 + GST 18% |
| ICM 100 NU220 SCOTS | ICE CUBE MACHINE 100kg SCOTSMAN | Ice production (kg/24h): 100 Kg. Ice Storage Capacity: 37 Kg. Inbuilt Storage Bin. Ice Shape: Dice. Thickness of ice: 22x22x22mm. |  | ON DEMAND |
| SRM 45A | WESTERN ICE CUBE MACHINE WOI-45 | Dimension: 500x580x900mm Model: SRM 45 A Power: 220-240v/1N/50Hz, 305 Watts Net weight: 36Kg Storage Capacity: 14kg Ice Shape: Rhombic Cube 22x22x22mm Cap/Day: 41 Kg Approx. |  | ₹. 68,200.00 + GST 18% |
| SRM 80A | WESTERN ICE CUBE MACHINE WOI-80 | Dimension: 660x670x1100mm Model: SRM 80A Power: 220-240v/1N/50Hz, 450 Watts Net weight: 56.5Kg Storage Capacity: 14kg Ice Shape: Rhombic Cube 22x22x22mm Cap/Day: 72 Kg Approx. |  | ₹. 99,000.00 + GST 18% |
| SRM 125A | WESTERN ICE CUBE MACHINE WOI-125 | Dimension: 660x670x1250mm Model: SRM 125A Power: 220-240v/1N/50Hz, 590 Watts Net weight: 64.5Kg Storage Capacity: 43.6kg Ice Shape: Rhombic Cube 22x22x22mm Cap/Day: 125 Kg Approx. |  | ₹. 1,21,000.00 + GST 18% |
| TCL 180-9 AS | SCOTSMAN ICE CUBE MACHINE DISPENSER 120kg | Dimensions: 390x663x874 mm. Production: 120kg/24H. Power: 11.5 kWh/ 24h. 230V / 50Hz / 1 Phase. Water usage: 4.2L/H. Net Weight: 64 kg. Dispensing Bin: 9 kg. Model: TCL 180-9 AS 230/50/1. |  | ₹. JALIWALA.00 + GST 18% |

Customer PRICE-LIST effective from 01.05.2023:









PAGE 33A











| CODE | PRODUCT | DETAILS | IMAGE | PRICE |
|-------------------------|---|--|---|---------------------------------|
| COM OV GS2 511 BF | BAKEOFF COMBI OVEN BEST FOR | Make: Bake-off. Model: Gourmet Star 511. Capacity: 5 GN Pans of size 1/1. Smart Digital Control with inbuilt programmes. Can insert external recipes through Pen drive. 65mm height between shelves. Dimensions: 715x795x675mm. Electric Operated. Connected load: 5Kw. |  | ₹. 4,12,500.00 + GST 18% |
| AIR O STEAM | ELECTROLUX AIR-O-STEAM COMBI OVEN 10 TRAYS | Dimensions: 35x35x41" Power: 17 kw, Voltage: 380-400 V Frequency: 50/60 Hz, Three Phase Weight : 176 kg, Bi-functional fan with different speeds. Pulse utility to maintain food temperatures. By-pass technology to control humidity levels. Double thermos-glass door with the open- frame construction. Different cooking modes with manual and automatic styles. |  | ₹. 4,95,000.00 + GST 18% |
| ICOMBI CLASIC | | | | |
| ICC061E | RATIONAL COMBI OVEN ICOMBI CLASSIC MODEL - ICC061E | Make: Rational. Model: ICC061E. Capacity: 6 GN Pans of size 1/1. Can insert external recipes through Pen drive. Dimensions: 850x842x754mm. Water connection (pressure hose): 3/4"/d 1/2". Connected load: 10.8 kW, 400V. Electric Operated. Temp. Range: 30 to 300°C. |  | ₹. 5,90,700.00 + GST 18% |
| ICC101E | RATIONAL COMBI OVEN ICOMBI CLASSIC MODEL – ICC101E | Make: Rational. Model: ICC101E. Capacity: 10 GN Pans of size 1/1. Can insert external recipes through Pen drive. Dimensions: 850x842x1064mm. Water connection (pressure hose): 3/4"/d 1/2". Connected load: 18.9 kW, 400V. Electric Operated. Temp. Range: 30 to 300°C. |  | ₹. 8,34,900.00 + GST 18% |
| ICOMBI PRO | | | | |
| ICP061E | RATIONAL COMBI OVEN ICOMBI PRO MODEL - ICP061E | Make: Rational. Model: ICP061E. With: intelligent assistant. Capacity: 6 GN Pans of size 1/1. Dimensions: 850 x 842 x 804 mm. Water connection (pressure hose): 3/4"/d 1/2". Water drain: DN 50 mm. Electric Operated. Connected load: 10.8 Kw. |  | ₹. 7,31,500.00 + GST 18% |
| ICP101E | RATIONAL COMBI OVEN ICOMBI PRO MODEL – ICP101E | Make: Rational. Model: ICP101E. With: intelligent assistant. Capacity: 10 GN Pans of size 1/1. Dimensions: 850 x 842 x 1064 mm. Water connection (pressure hose): 3/4"/d 1/2". Water drain: DN 50 mm. Electric Operated. Connected load: 18.9 Kw. |  | ₹. 1,060,400.00 + GST 18% |
| COS | COMBI OVEN STAND | Dimensions: 880x780x800mm Inches: 35x31x32" Arrangement for GN Pans storage. SS Thickness: Top 16swg &18swg. |  | ₹. 18,150.00 + GST 18% |

| | | | | |
|----------------|---|--|---|-----------------------------|
| ELE CON 5T | ELECTRIC CONVECTION OVEN 5 TRAYS | <p>Dimensions: 55x37x36" Voltage: 380V 50 Hz; Power: 9.5 KW. Net Weight: 272 Kgs. Tray Size: 16x24" Temperature: 0 - 350°C, With Steam Function Distance between Trays: 110mm Material: Full SS.</p> |  | ₹. 1,76,000.00 + GST 18% |
| GAS CON 5T | GAS CONVECTION OVEN 5 TRAYS | <p>Dimensions: 57x38x44" Voltage: 220V 50 Hz; Power: 0.55 KW. Net Weight: 350 Kgs. Tray Size: 16x24" Temperature: 0 - 350°C, With Steam Function Distance between Trays: 110mm Material: Full SS. Operation: Gas LPG</p> |  | ₹. 1,89,200.00 + GST 18% |
| GAS CON 10T | GAS CONVECTION OVEN 10 TRAYS | <p>Dimensions: 37x50x76" Voltage: 220V 50 Hz; Power: 0.8 KW. Net Weight: 315 Kgs. Tray Size: 16x24" Temperature: 0 - 350°C, With Steam Function Distance between Trays: 110mm Material: Full SS. Operation: Gas LPG</p> |  | ₹. 2,20,000.00 + GST 18% |
| SS WF PO | SS GAS PIZZA OVEN STONE BASE | <p>Dimensions: 39x38x78" Full Stainless Steel. With Chimney and Stand with Wheels. Comes with Spatula, Cleaning Brush and Pizza Cutter and Lifter.</p> |  | ₹. 74,800.00 + GST 18% |
| ROT42T | GAS ROTARY OVEN 42 TRAY | <p>Chamber Dim: 54x80x80" Tray: 42, Tray Size: 13x18" Power: 2.5kw, Single phase Trolley: 4 Tray MS Trolley, Chamber: SS 304, Blower: 2.4 Hp Motor, Gear Box: 0.50 HP Warranty: Chamber 10 yrs. & Motor 1 Yrs. Toast / Khari Production = 450 kg per day. Without trays ALSO AVAILABLE IN DIESEL & WOOD FIRE.</p> |  | ₹. 4,67,500.00 + GST 18% |

Customer PRICE-LIST effective from 01.05.2023:







PAGE 33B

| CODE | PRODUCT | DETAILS | IMAGE | PRICE |
|----------------------|--|---|---|-----------------------------|
| A GW PO R | ALFA GAS & WOOD FIRED PIZZA OVEN FORNO BRIO - RED | Dimensions: 1000x700x500mm Net weight: 90 Kgs Stone Size: 28x16" |  | ₹. 2,20,000.00 + GST 18% |
| Cmx eT 6.10 ES | CONVOTHERM COMBI OVEN MAXX EASYTOUCH 6.10 | Dimensions: 797x875x794mm Net weight: 104 Kgs Power: 9.6 - 11.3 KW. Voltage: 380 - 415 V, 3-Phase, 50 / 60 Hz. Capacity: 6 + 1 GN 1/1 Temp. Range: 30-250°C |  | ₹. 5,77,000.00 + GST 18% |
| XF 023 | UNOX ELECTRIC CONVECTION OVEN 4 TRAY XF-023 | Dimensions: 600x472x587mm Net weight: 22 Kgs Power: 3 KW, 230V, Single Phase, 50/60Hz. Capacity: 4 Trays of 460x330mm Temp. Range: 30-260°C |  | ₹. 60,500.00 + GST 18% |
| XEFT 04HS ELDV | UNOX ELECTRIC CONVECTION OVEN 4 TRAYS XEFT-04HS- ELDV | Dimensions: 600x669x500mm Net weight: 39 Kgs Power: 3.45 KW, 230V, Single Phase, 50/60Hz. Capacity: 4 Trays of 460x330mm Temp. Range: 30-260°C |  | ₹. 1,26,500.00 + GST 18% |
| EIKON E1S | MERRYCHEF COMBI OVEN EIKON E1S | Product Dimensions: 538x407x588mm Internal Dimensions : 305x406x305mm Net weight: 46 Kgs Power: 2990 Watts. Voltage: 380-400 V, 2-Phase, 50 Hz. Temp. Range: 100-260°C |  | ₹. 3,46,500.00 + GST 18% |
| HC 434 EHM | HOTMAX ELECTRIC CONVECTION OVEN 4 TRAY – GN 2/3 | Dimensions: 580x620x600mms Power: 2.7 KW, 230v, Single Phase, 50/60 Hz. Capacity: 4 TRAY - GN 2/3 Tray / Pan Size: Gn 2/3 - 460x340 mm |  | ₹. 51,150.00 + GST 18% |
| HC 464 EHD | HOTMAX ELECTRIC CONVECTION OVEN 4 TRAY – GN 1/1 | Dimensions: 720x680x600mm Power: 3.2 KW, 230v, Single Phase, 50/60 Hz. Capacity: 4 TRAY - GN 1/1 Tray / Pan Size: Gn 1/1 - 600x400 mm |  | ₹. 104,500.00 + GST 18% |
| HW 22 | HOTMAX CHOCOLATE STOVE – 2 PAN | Dimensions: 220x530x180mm Net Weight: 5 Kg Power: 1 KW, 220v, Single Phase, 50 Hz. |  | ₹. 11,000.00 + GST 18% |











| Customer PRICE-LIST effective from 01.05.2023: | | | | | PAGE 34 |
|---|---|--|---|---|---------------------------|
| CODE | PRODUCT | | DETAILS | IMAGE | PRICE |
| MW SOLO | SOLO MICROWAVE OVEN | | Capacity: 20 Ltr. Turntable Dia.: 245mm. Dimensions: 455x290x260mm. Power: 700 Watt. Weight: 11 Kg. Voltage: 230V/50Hz |  | ₹. 7,150.00 + GST 18% |
| CMO 25 | SELFROST COMMERCIAL MICROWAVE OVEN | | Dimensions: 511x432x311mm. Cavity Dimensions: 327x346x200mm. Capacity: 25 Ltr Volt: 220V 1ϕ. Power: 1550 Watt. Max. Cooking Time: 60 Min |  | ₹. 38,500.00 + GST 18% |
| CM MM RMS 510 TSI | MENU MASTER COMMERCIAL MICROWAVE RMS 510 TSI | | Dimensions: 512x403x310mm Capacity: 23 Ltr. Power: 1.5 KW. 1ϕ Net Weight: 14 Kg. Volt: 230V/50Hz Display Type: Digital with touch controls. Single Door. Max. Cooking Time: 30 Min 20 Storage programs, 5 power levels |  | ₹. 49,500.00 + GST 18% |
| CM MM RCS 511 TSI | MENU MASTER COMMERCIAL MICROWAVE RCS 511 TSI | | Dimensions: 559x483x352mm. Capacity: 34 Ltr. Power: 1.6 KW. 1ϕ Net Weight: 19 Kg. Volt: 230V/50Hz Display Type: Digital with touch controls. Single Door. Max. Cooking Time: 60 Min |  | ₹. 58,300.00 + GST 18% |
| SH STR OTG 28 | SHINESTAR OTG 28 LTR | | Capacity: 28 Ltr. Power: 2000 Watt Temperature Control up to 250°C Advanced Thermostat. Easy Clean and Rust Proof Zinc Coating |  | ₹. 5,280.00 + GST 18% |
| SH STR OTG 34 | SHINESTAR OTG 34 LTR | | Capacity: 34 Ltr . Power: 2000 Watt Temperature Control up to 250°C Advanced Thermostat. Easy Clean and Rust Proof Zinc Coating | | ₹. 6,600.00 + GST 18% |
| RC WA22H PS | PANASONIC STEAMER RICE COOKER 2.2L 2B | | Dimensions: 10x9x15". With 2 Baskets. Size: 2.2 Ltr. Rice Capacity: 1.25Kg. Comes with Anodized Aluminium Pan & Double Deck Steamer. Auto Cooking. 5 Hours Keep Warm Function. |  | ₹. 3,980.00 + GST 18% |
| RC SR942D PS | PANASONIC STEAMER RICE COOKER 4.2L | | Dimensions: 17x12x8". Size: 4.2 Ltr. Rice Capacity: 2.5Kg. Comes with Anodized Aluminium Pan. Auto Cooking Feature. 5 Hours Keep Warm Function. |  | ₹. 6,050.00 + GST 18% |
| RC SR 942DS PS | PANASONIC STEAMER RICE COOKER 4.2L 1B | | Dimensions: 17x12x13". With 1 Basket. Size: 4.2 Ltr. Rice Capacity: 2.5Kg. Comes with Anodized Aluminium Pan. Auto Cooking Feature. 5 Hours Keep Warm Function. |  | ₹. 6,820.00 + GST 18% |
| RC SR942D SS PS | PANASONIC STEAMER RICE COOKER 4.2L 2B | | Dimensions: 17x12x17". With 2 Baskets. Size: 4.2 Ltr. Rice Capacity: 2.5Kg. Comes with Anodized Aluminium Pan. Auto Cooking Feature. 5 Hours Keep Warm Function. |  | ₹. 7,480.00 + GST 18% |
| RC SR972D PS | PANASONIC STEAMER RICE COOKER 7.2L | | Dimensions: 20x20x14". Size: 7.2 Ltr. Rice Capacity: 4.5Kg. Comes with Anodized Aluminium Pan. Auto Cooking Feature. 5 Hours Keep Warm Function. |  | ₹. 15,400.00 + GST 18% |

Customer PRICE-LIST effective from 01.05.2023:

PAGE 35

| CODE | SIZE | DEPTH | DETAILS | IMAGE | PAN WITHOUT LID | ONLY LID | PAN WITH LID PRICE |
|----------|------------|-------|---|--|-----------------|-----------|--------------------|
| GN11 65 | GN PAN 1/1 | 65mm | Dimension: 21x13x2.5" Capacity: 9.5 Litres |  | ₹. 594.00 | ₹. 473.00 | ₹. 1067.00 |
| GN11 100 | GN PAN 1/1 | 100mm | Dimension: 21x13x4" Capacity: 12.5 Litres | | ₹. 704.00 | ₹. 473.00 | ₹. 1177.00 |
| GN11 150 | GN PAN 1/1 | 150mm | Dimension: 21x13x6" Capacity: 20 Litres | | ₹. 1045.00 | ₹. 473.00 | ₹. 1581.00 |
| GN11 200 | GN PAN 1/1 | 200mm | Dimension: 21x13x8" Capacity: 28 Litres | | ₹. 1254.00 | ₹. 473.00 | ₹. 1727.00 |
| GN12 65 | GN PAN 1/2 | 65mm | Dimension: 13x10.5x2.5" Capacity: 4 Litres |  | ₹. 385.00 | ₹. 308.00 | ₹. 693.00 |
| GN12 100 | GN PAN 1/2 | 100mm | Dimension: 13x10.5x4" Capacity: 6 Litres | | ₹. 517.00 | ₹. 308.00 | ₹. 825.00 |
| GN12 150 | GN PAN 1/2 | 150mm | Dimension: 13x10.5x6" Capacity: 9.2 Litres | | ₹. 704.00 | ₹. 308.00 | ₹. 1012.00 |
| GN12 200 | GN PAN 1/2 | 200mm | Dimension: 13x10.5x8" Capacity: 12 Litres | | ₹. 946.00 | ₹. 308.00 | ₹. 1254.00 |
| GN13 65 | GN PAN 1/3 | 65mm | Dimension: 13x7x2.5" Capacity: 2.4 Litres |  | ₹. 341.00 | ₹. 220.00 | ₹. 561.00 |
| GN13 100 | GN PAN 1/3 | 100mm | Dimension: 13x7x4" Capacity: 3.5 Litres | | ₹. 429.00 | ₹. 220.00 | ₹. 649.00 |
| GN13 150 | GN PAN 1/3 | 150mm | Dimension: 13x7x6" Capacity: 5.5 Litres | | ₹. 605.00 | ₹. 220.00 | ₹. 825.00 |
| GN13 200 | GN PAN 1/3 | 200mm | Dimension: 13x7x8" Capacity: 7.5 Litres | | ₹. 814.00 | ₹. 220.00 | ₹. 1034.00 |
| GN14 65 | GN PAN 1/4 | 65mm | Dimension: 11x7x2.5" Capacity: 1.7 Litres |  | ₹. 330.00 | ₹. 198.00 | ₹. 528.00 |
| GN14 100 | GN PAN 1/4 | 100mm | Dimension: 11x7x4" Capacity: 2.5 Litres | | ₹. 379.5 | ₹. 198.00 | ₹. 577.5 |
| GN14 150 | GN PAN 1/4 | 150mm | Dimension: 11x7x6" Capacity: 4 Litres | | ₹. 539.00 | ₹. 198.00 | ₹. 737.00 |
| GN14 200 | GN PAN 1/4 | 200mm | Dimension: 11x7x8" Capacity: 5.2 Litres | | ₹. 660.00 | ₹. 198.00 | ₹. 858.00 |
| GN16 65 | GN PAN 1/6 | 65mm | Dimension: 6x7x2.5" Capacity: 1 Litres |  | ₹. 275.00 | ₹. 132.00 | ₹. 407.00 |
| GN16 100 | GN PAN 1/6 | 100mm | Dimension: 6x7x4" Capacity: 1.5 Litres | | ₹. 308.00 | ₹. 132.00 | ₹. 440.00 |
| GN16 150 | GN PAN 1/6 | 150mm | Dimension: 6x7x6" Capacity: 2.2 Litres | | ₹. 440.00 | ₹. 132.00 | ₹. 572.00 |
| GN16 200 | GN PAN 1/6 | 200mm | Dimension: 6x7x8" Capacity: 3 Litres | | ₹. 660.00 | ₹. 132.00 | ₹. 792.00 |
| GN19 65 | GN PAN 1/9 | 65mm | Dimension: 4x7x2.5" Capacity: 0.5 Litres |  | ₹. 231.00 | ₹. 121.00 | ₹. 352.00 |
| GN19 100 | GN PAN 1/9 | 100mm | Dimension: 4x7x4" Capacity: 0.7 Litres | | ₹. 286.00 | ₹. 121.00 | ₹. 407.00 |
| GN19 150 | GN PAN 1/9 | 150mm | Dimension: 4x7x6" Capacity: 1 Litres | | ₹. 429.00 | ₹. 121.00 | ₹. 550.00 |
| GN23 100 | GN PAN 2/3 | 100mm | Dimension: 12.75x13.78x4" Capacity: 8 Litres | | ON DEMAND | | |

+ GST 12% on all pans







| Customer PRICE-LIST effective from 01.05.2023: | | | | | PAGE 36 |
|---|----------------------------------|--|--|---|---------------------------|
| CODE | PRODUCT | | DETAILS | IMAGE | PRICE |
| TRL FLR SS | SS GRAIN / FLOUR TROLLEY | | Loading Capacity: 50 Kgs Full SS Body SS Thickness: 18swg. With wheels. |  | ₹. 18,700.00 + GST 18% |
| TRL TR 01 | SS TRAY TROLLEY | | Dimensions: 20x27x66" Capacity: 15 trays of 16X24" Size SS Thickness: 18swg. With wheels. |  | ₹. 15,400.00 + GST 18% |
| TRL GN 01 | SS GN PAN TROLLEY | | Dimensions: 15x22x40" Capacity: 6 GN Pans of size 1/1. SS Thickness: 18swg. With wheels. |  | ₹. 9,900.00 + GST 18% |
| TRL PLT SS | SS PLATFORM TROLLEY | | Dimensions: 40x24x35" Extra Heavy Built Platform With wheels. Thickness: 1.5mm. |  | ₹. 17,050.00 + GST 18% |
| TRL PVC 01 | PLASTIC BOARD 3 LAYER TROLLEY | | Dimensions: 36x24x35" Tuff PVC Trays & Base. With Heavy Handle & Wheels. |  | ₹. 9,900.00 + GST 18% |
| TRL 3L SS | SS DINING CART 3 LAYERS | | Dimensions: 38x20x38" Frame: 25x25mm. SS Square Pipe. With Lockable Wheels. |  | ON DEMAND |
| TRL DC 2L | SS DRINKING CART 2 LAYERS | | Dimensions: 38x20x38" Frame: 25x25mm. SS Square Pipe. With Lockable wheels. |  | ₹. 11,000.00 + GST 18% |
| TRL MC 2L | SS MASALA CART 2 LAYERS | | Dimensions: 34x18x36" Frame: 25x25mm. SS Square Pipe. With Lockable wheels & 8 Bowls and Lids. |  | ON DEMAND |
| TRL BC 2L | SS BOWL COLLECTION CART 2 LAYERS | | Dimensions: 38x20x38" Frame: 25x25mm. SS Square Pipe. With Lockable wheels. |  | ON DEMAND |
| TRL SDC | SOILED DISH COLLECTING CART | | Dimensions: 38x20x38" Frame: 25x25mm. SS Square Pipe. With Lockable wheels. |  | ON DEMAND |










Customer PRICE-LIST effective from 01.05.2023:










PAGE 37

| CODE | PRODUCT | DETAILS | IMAGE | PRICE |
|----------|---|--|--|---------------------------|
| PUL 1HP | PULVERIZER / GRAVY MACHINE WITH 5 VARIANT JALIS. | Motor: 1 HP. Full SS Body. Equipped with Safety Switch. |  | ₹. 13,200.00 + GST 18% |
| PUL 2HP | | Motor: 2 HP. Drum Size: 6" Full SS Body. Equipped with Safety Switch. | | ₹. 15,950.00 + GST 18% |
| PUL 3HP | | Motor: 3 HP. Drum Size: 9" Full SS Body. Equipped with Safety Switch. | | ₹. 21,450.00 + GST 18% |
| PUL 5HP | | Motor: 5 HP. Drum Size: 12" Full SS Body. Equipped with Safety Switch. | | ₹. 32,450.00 + GST 18% |
| CMG 3L | COMMERCIAL MIXER GRINDER FULL SS BODY | Jar Capacity: 3 Ltr. Motor: 1 HP. Wt: 33Kg Heavy Duty Multipurpose Machine. |  | ₹. 17,050.00 + GST 18% |
| CMG 5L | | Jar Capacity: 5 Ltr. Motor: 1.5 HP. Wt: 36Kg Heavy Duty Multipurpose Machine. | | ₹. 18,700.00 + GST 18% |
| CMG 9L | | Jar Capacity: 9 Ltr. Motor: 2 HP. Wt: 37Kg Heavy Duty Multipurpose Machine. | | ₹. 20,900.00 + GST 18% |
| WG 3L | WET GRINDER | Bowl Capacity: 3 Ltr. Motor: 0.5 HP. Full SS Body. Gear Box Model. |  | ₹. 23,650.00 + GST 18% |
| WG 5L | | Bowl Capacity: 5 Ltr. Motor: 1 HP. Full SS Body. Gear Box Model. With Coconut Scraper. | | ₹. 28,050.00 + GST 18% |
| WG 7L | | Bowl Capacity: 7.5 Ltr. Motor: 1 HP. Full SS Body. Gear Box Model. With Coconut Scraper. | | ₹. 29,700.00 + GST 18% |
| WG 10L | | Bowl Capacity: 10 Ltr. Motor: 1.5 HP. Full SS Body. Gear Box Model. With Coconut Scraper. | | ₹. 35,300.00 + GST 18% |
| WG 15L | | Bowl Capacity: 15 Ltr. Motor: 2 HP. Full SS Body. Gear Box Model. With Coconut Scraper. | | ₹. 50,600.00 + GST 18% |
| IDK 5KG | INDIAN DOUGH KNEADER BATCH TIME 5-7 MINS | Dimensions: 26x15x23" Kneading Capacity: 2 to 5 Kg. Motor: 0.5 HP. Net Weight: 42 kg. SS304 Bowl & Arm. Heavy CI Body. |  | ₹. 18,150.00 + GST 18% |
| IDK 10KG | | Dimensions: 39x21x33" Kneading Capacity: 5 to 10 Kg. Motor: 1 HP. Net Weight: 102 kg. SS304 Bowl & Arm. Heavy CI Body. | | ₹. 32,450.00 + GST 18% |
| IDK 15KG | | Dimensions: 40x23x36" Kneading Capacity: 10 to 15 Kg. Motor: 1 HP. Net Weight: 110 kg. SS304 Bowl & Arm. Heavy CI Body. | | ₹. 34,100.00 + GST 18% |
| IDK 20KG | | Dimensions: 42x23x49" Kneading Capacity: 10 to 20 Kg. Motor: 1.5 HP. Net Weight: 119 kg. SS304 Bowl & Arm. Heavy CI Body. | | ₹. 41,250.00 + GST 18% |
| IDK 30KG | | Dimensions: 48x26x40" Kneading Capacity: 20 to 30 Kg. Motor: 2 HP. Net Weight: 130 kg. SS304 Bowl & Arm. Heavy CI Body. | | ₹. 46,750.00 + GST 18% |
| IDK 40KG | | Dimensions: 50x25x38" Kneading Capacity: 30 to 40 Kg. Motor: 2 HP. Net Weight: 175 kg. SS304 Bowl & Arm. Heavy CI Body. | | ₹. 63,800.00 + GST 18% |

| | | | | | |
|---------|--|--|--|---|---------------------------|
| IBC | INDIAN BOWL CHOPPER | | Main Body Blade: SS. Bowl: SS 304 Weight: 53 Kg. Motor: 0.5 HP Capacity: 60 Kg/Hr With Verum Gear |  | ₹. 48,950.00 + GST 18% |
| VCM IND | INDIAN VEGETABLE CUTTING MACHINE DELUXE MODEL | | Dimensions: 22x21x10" No. of Blades Included: 6 Different Blades. Motor: 1 HP. Capacity: 200 Kg/ Hr. SS Body & Blades. Net Weight: 45 Kg. |  | ₹. 26,400.00 + GST 18% |
| MM IND | INDIAN MEAT MINCER | | Dimensions: 18x13x26" Cast Iron Body & Rotor. Stainless Steel Cutter & Jali. Motor: 1 HP. Machine No: 32 Net Weight: 52 Kg. |  | ₹. 19,800.00 + GST 18% |
| IND OS | INDIAN ONION SLICER | | Main Body: SS Capacity: 100 to 150 kg per Hour. Power: 220 – 240 V Motor: 1 Hp |  | ₹. 15,950.00 + GST 18% |
| PP 10KG | SS POTATO PEELER | | Peeling Capacity: 10 Kg per Batch. Batch time: 3-5 minutes. Motor: 1 HP. Full SS Body. Net Weight: 52 Kg. |  | ₹. 24,750.00 + GST 18% |
| PP 15KG | | | Peeling Capacity: 15 Kg per Batch. Batch time: 3-5 minutes. Motor: 1 HP. Full SS Body. Net Weight: 68 Kg. | | ₹. 30,250.00 + GST 18% |
| PP 25KG | | | Peeling Capacity: 25 Kg per Batch. Batch time: 3-5 minutes. Motor: 1.5 HP. Full SS Body. Net Weight: 74 Kg. | | ₹. 37,950.00 + GST 18% |
| DRY MC | DRYER MACHINE | | Body & Bucket: SS 304 Capacity: 10 Kg. Depth: 10.5", Dia: 14". Motor: 1 HP. Net Wt: 77 Kg. |  | ₹. 27,500.00 + GST 18% |
| | | | Body & Bucket: SS 304 Capacity: 15 Kg. Depth: ---", Dia: ---". Motor: -- HP. Net Wt: --- Kg. | | ₹. 27,500.00 + GST 18% |









| Customer PRICE-LIST effective from 01.05.2023: | | | | | PAGE 38 |
|---|--|--|---|---|---------------------------|
| CODE | PRODUCT | | DETAILS | IMAGE | PRICE |
| IS GAS SS 6T | GAS/ELECTRIC IDLI STEAMER 6 TRAYS SS BODY [Z] | | Capacity: 54 Idli: 6 Trays of 9 Idli. SS Body. With Stove Below. Option available for Khaman Dhokla Tray. |  | ₹. 14,850.00 + GST 18% |
| IS GAS SS 9T | GAS/ELECTRIC IDLI STEAMER 9 TRAYS SS BODY [Z] | | Capacity: 81 Idli: 9 Trays of 9 Idli. SS Body. With Stove Below. Option available for Khaman Dhokla Tray. |  | ₹. 21,450.00 + GST 18% |
| IS ALU 6T | ALUMINIUM IDLI STEAMER 6 TRAYS | | Capacity: 54 Idli: 6 Tray of 9 Idli. Aluminium Body. To be kept above existing burner range. |  | ₹. 6,050.00 + GST 18% |
| IS ALU 12T | ALUMINIUM IDLI STEAMER 12 TRAYS | | Capacity: 108 Idli: 12 Tray of 9 Idli. Aluminium Body. To be kept above existing burner range. |  | ₹. 9,350.00 + GST 18% |
| SAL SML IND | INDIAN SALAMANDER SMALL | | Dimensions: 26x17x18" Dual Heater. SS Body. |  | ₹. 19,250.00 + GST 18% |
| SAL BIG IND | INDIAN SALAMANDER BIG | | Dimensions: 33x18x18" Dual Heater. SS Body. |  | ₹. 22,880.00 + GST 18% |

| Customer PRICE-LIST effective from 01.05.2023: | | | | | PAGE 39 |
|---|---|---|---|---------------------------|--|
| CODE | PRODUCT | DETAILS | IMAGE | PRICE | |
| BBQ GAS ROT | GAS ROTATING BARBEQUE | Dimensions: 700x365x295+77mm. Inches: 28x15x12+2" approx. Automatic Rotating Grill. Capacity: 13 Skewers. LPG Gas: Low Pressure 2800PA. Full SS Body. With Drip Tray. |  | ₹. 14,300.00 + GST 18% | |
| BBQ GAS 4B | GAS BARBEQUE GRILL / LIFTABLE ROBATA GRILL | Dimensions: 580x565x300mm. Inches: 23x22x12" approx. Grill Adjustable to 120mm (5") Height. Four Burners with High Temperature Resistant Glass Fire Damper. Grill Size: 520x336mm (21x13.5") |  | ₹. 24,200.00 + GST 18% | |
| ELE TAN | HOTLINE ELECTRIC TANDOOR | Dimensions: 14x11x12" Voltage: 220V Power: 1600 Watt Net Weight: 8 Kg 4 Skewers |  | ₹. 4,400.00 + GST 18% | |
| BBQ WA | SS STANDING CHARCOAL BARBEQUE | Dimensions: 36x18x32" SS Body. One Under-shelf. Three Baskets Provided for Grilling. |  | ₹. 24,750.00 + GST 18% | |
| CH ROT WA | CHICKEN GRILL MACHINE / CHICKEN ROTISSERIE | Dimensions: 36x24x68" Capacity: 15 Birds. SS Body. Automatic Rotating. Gas Operated. |  | ₹. 46,200.00 + GST 18% | |
| SHW TT IND | SHAWARMA MACHINE TABLE TOP MODEL | Dimensions: 18x22x36" Two Burners. SS Body. Gas Operated. |  | INDIAN | INDIAN Non-Motorized: ₹. 26,400.00 + GST 18% |
| SHW TT IMP | | |  | | IMPORTED Motorized: ₹. 30,800.00 + GST 18% |
| SHW TT IMP 3B | SHAWARMA MACHINE TABLE TOP MODEL | Dimensions: 18x22x38" Three Burners. SS Body. Gas Operated |  | | ₹. 35,200.00 + GST 18% |
| SHW CAB WA | SHAWARMA MACHINE WITH CABINET | Dimensions: 30x22x72" Two Burners. Motorized Model. SS Body with Drawer, Side Rack & Space for Cylinder. Gas Operated. |  | | ₹. 48,400.00 + GST 18% |

| Customer PRICE-LIST effective from 01.05.2023: | | | | | PAGE 40 |
|---|---|---|---|---------------------------|----------------|
| CODE | PRODUCT | DETAILS | IMAGE | PRICE | |
| FW S | IMPORTED ROUND GLASS FOOD WARMER RED | Dimensions: 26x19x24" Temperature Range: 50-110°C Steel Finish Body. Power: 0.8Kw. 2 Shelves + Base. Weight: 27kg. |  | ₹.10,450.00 + GST 18% | |
| FW B | IMPORTED ROUND GLASS FOOD WARMER BIG | Dimensions: 38x20x25" Temperature Range: 50-110°C Steel Finish Body. Power: 1.2Kw. 2 Shelves + Base. Weight: 30kg. |  | ₹. 14,300.00 + GST 18% | |
| FW REG 1G | FOOD WARMER REGULAR SINGLE GLASS | Dimensions: 24x10x18" Single Side Glass Sliding Door. Temperature Range: 50-110°C |  | ₹. 2,750.00 + GST 18% | |
| FW REG 2G | FOOD WARMER REGULAR DOUBLE GLASS | Dimensions: 24x10x18" Two Side Glass Sliding Door. Temperature Range: 50-110°C |  | ₹. 3,300.00 + GST 18% | |
| FW JHD | FOOD WARMER JUMBO HEAVY DUTY | Dimensions: 27x14x22" Single Side Glass Sliding Door. Temperature Range: 50-110°C |  | ₹. 5,720.00 + GST 18% | |
| INK SLM | INSECT KILLER SLIM | Dimensions: 24x6x15" Power: 40 Watt Covering Area: 700-800 Sq.Ft. |  | ₹. 3,135.00 + GST 18% | |
| INK SUM | INSECT KILLER SUMO | Dimensions: 24x6x16" Power: 60 Watt Covering Area: 700-800 Sq.Ft. | | ₹. 4,180.00 + GST 18% | |
| PME | ELECTRIC POP-CORN MACHINE | Dimensions: 22x16.5x27" Power: 1.3Kw. Bowl Capacity: 250gms. Glass Fitted. Bulb Provided. With Base Heater. |  | ₹. 15,950.00 + GST 18% | |
| PMG | GAS POP-CORN MACHINE | Dimensions: 20x16.5x27" Bowl Capacity: 350gms. Glass Fitted. Bulb Provided. With Base Heater. |  | ₹. 19,250.00 + GST 18% | |
| PM FLAV | ELECTRIC POP-CORN MACHINE WITH FLAVOUR STORAGE | Dimensions: 35x15x30" Power: 1.3Kw. Bowl Capacity: 350gms. Glass Fitted. Bulb Provided. With Base Heater. |  | ₹. 25,300.00 + GST 18% | |




Customer PRICE-LIST effective from 01.05.2023:

PAGE 41

| CODE | PRODUCT | DETAILS | IMAGE | PRICE |
|-------------|---|---|---|--------------------------|
| SB 1010 | SS HIGH PRESSURE LPG STOVE SINGLE BURNER | Dimensions: 10X10X7" Branded Burner, Full SS Pipe Frame, without Regulator & Tube. |  | ₹. 1,320.00 + GST 18% |
| SB 1212 | SS HIGH PRESSURE LPG STOVE SINGLE BURNER | Dimensions: 12X12X8" Branded Burner, Full SS Pipe Frame, without Regulator & Tube. |  | ₹. 1,540.00 + GST 18% |
| SB 1414 | SS HIGH PRESSURE LPG STOVE SINGLE BURNER | Dimensions: 14X14X9" Branded Burner, Full SS Pipe Frame, without Regulator & Tube. |  | ₹. 1,870.00 + GST 18% |
| SB 1616 | SS HIGH PRESSURE LPG STOVE SINGLE BURNER | Dimensions: 16X16X10" Branded Burner, Full SS Pipe Frame, without Regulator & Tube. |  | ₹. 3,190.00 + GST 18% |
| SB 1818 | SS HIGH PRESSURE LPG STOVE SINGLE BURNER | Dimensions: 18X18X11" Branded Burner, Full SS Pipe Frame, without Regulator & Tube. |  | ₹. 3,960.00 + GST 18% |
| DB 1025 | SS HIGH PRESSURE LPG STOVE DOUBLE BURNER | Dimensions: 25X10X08" Branded Burner, Full SS Pipe Frame, without Regulator & Tube. |  | ₹. 3,630.00 + GST 18% |
| DB 1230 | SS HIGH PRESSURE LPG STOVE DOUBLE BURNER | Dimensions: 30X12X09" Branded Burner, Full SS Pipe Frame, without Regulator & Tube. |  | ₹. 4,180.00 + GST 18% |
| DB 1435 | SS HIGH PRESSURE LPG STOVE DOUBLE BURNER | Dimensions: 35X14X10" Branded Burner, Full SS Pipe Frame, without Regulator & Tube. |  | ₹. 5,170.00 + GST 18% |
| Accessories | BPT PIPE | Suraksha Make (Hydraulic) Pipe 6ft | | ₹. 176.00 + GST 18% |
| Accessories | REGULATOR | High Speed Heavy Regulator | | ₹. 121.00 + GST 18% |

Customer PRICE-LIST effective from 01.05.2023:

PAGE 42









| CODE | PRODUCT | DETAILS | IMAGE | PRICE |
|-----------------|--|--|---|------------------------------|
| DB JOSH 1527 | SS HIGH PRESSURE LPG STOVE DOSA BHATTI | Dimensions: 27X15X12" Branded Burner and Fittings. Heavy SS Frame, M.S Tawa,10 swg RV 24" H, Single Burner. with Regulator & Tube. |  | ₹. 8,470.00 + GST 18% |
| DB JOSH 1530 | SS HIGH PRESSURE LPG STOVE DOSA BHATTI | Dimensions: 30X15X12" Branded Burner and Fittings. Heavy SS Frame, M.S Tawa,10 swg RV 27" H, Single Burner. with Regulator & Tube. |  | ₹. 9,680.00 + GST 18% |
| DB JOSH 1536 | SS HIGH PRESSURE LPG STOVE DOSA BHATTI | Dimensions: 36X15X12" Branded Burner and Fittings. Heavy SS Frame, M.S Tawa,10 swg RV 33" H, Single Burner. with Regulator & Tube. |  | ₹. 10,890.00 + GST 18% |
| DB JOSH 1836 | SS HIGH PRESSURE LPG STOVE DOSA BHATTI | Dimensions: 36X18X12" Branded Burner and Fittings. Heavy SS Frame, M.S Tawa,10 swg, 15" V, 3 Burners. with Regulator & Tube. |  | ₹. 13,310.00 + GST 18% |
| DB JOSH 2436 | SS HIGH PRESSURE LPG STOVE DOSA BHATTI | Dimensions: 36X24X12" Branded Burner and Fittings. Heavy SS Frame, M.S Tawa,10 swg, 15" V, 3 Burners. with Regulator & Tube. |  | ₹. 15,730.00 + GST 18% |
| CB JOSH 1527 | SS HIGH PRESSURE LPG STOVE CHAPATI BHATTI | Dimensions: 27X15X12" Branded Burner and Fittings. RV 12" H, Burner. with Regulator & Tube. |  | ₹.10,890.00 + GST 18% |
| CB JOSH 1530 | SS HIGH PRESSURE LPG STOVE CHAPATI BHATTI | Dimensions: 30X15X12" Branded Burner and Fittings. RV 15" H, Burner. with Regulator & Tube. |  | ₹. 11,550.00 + GST 18% |
| CB JOSH 1536 | SS HIGH PRESSURE LPG STOVE CHAPATI BHATTI | Dimensions: 36X15X12" Branded Burner and Fittings. RV 21" H, Burner. with Regulator & Tube. |  | ₹. 12,650.00 + GST 18% |
| CB JOSH 1836 | SS HIGH PRESSURE LPG STOVE CHAPATI BHATTI | Dimensions: 36X18X12" Branded Burner and Fittings. RV 15" V, 2 Burner. with Regulator & Tube. |  | ₹. 14,520.00 + GST 18% |
| CB JOSH 2436 | SS HIGH PRESSURE LPG STOVE CHAPATI BHATTI | Dimensions: 36X24X12" Branded Burner and Fittings. RV 21" V, 2 Burner. with Regulator & Tube. |  | ₹. 18,150.00 + GST 18% |

| Customer PRICE-LIST effective from 01.05.2023: | | | | | PAGE 43 |
|---|--|--|---|---------------------------|----------------|
| CODE | PRODUCT | DETAILS | IMAGE | PRICE | |
| BBQ SS SQU. | STEEL SQUARE CHARCOAL BARBEQUE | Dimensions: 16x16x9" With 4 Skewers. 1 Jali, Charcoal. |  | ₹. 2,310.00 + GST 18% | |
| BBQ BLK SQU. | BLACK SQUARE CHARCOAL BARBEQUE | Dimensions: 17x9x8.50" With 4 Skewers. 1 Jali, Charcoal. |  | ₹. 1,650.00 + GST 18% | |
| BBQ BLK RECT. | BLACK RECTANGLE CHARCOAL BARBEQUE | Dimensions: 17x10x8" With 6 Skewers. 2 Jali, Charcoal. |  | ₹. 1,980.00 + GST 18% | |
| BBQ BLK ROU | BLACK ROUND CHARCOAL BARBEQUE | Dimensions: 10X8" With 4 Skewers. 2 Jali, Charcoal. |  | ₹. 1,210.00 + GST 18% | |
| BBQ BLK BAR | BLACK BARREL CHARCOAL BARBEQUE | Dimensions: 17x10x15" With 10 Skewers. 4 Jali, Charcoal. |  | ₹. 2,530.00 + GST 18% | |
| BBQ BLK BRF | BLACK BRIEFCASE CHARCOAL BARBEQUE | Dimensions: 21x11x9" With 8 Skewers. 1 Jali, Charcoal. |  | ₹. 2,420.00 + GST 18% | |
| BBQ BLK GAR | BLACK GARDEN CHARCOAL BARBEQUE | Dimensions: 26x12x24" With 7 Skewers, 1 Jali, Charcoal. |  | ₹. 3,190.00 + GST 18% | |
| BBQ BLK TER | BLACK TERRACE CHARCOAL BARBEQUE | Dimensions: 26x12x30" With 15 Skewers, 1 Jali, Charcoal. |  | ₹. 4,950.00 + GST 18% | |
| QI C 4210 | QUBA INDUCTION COOKTOP C 4410 | Power: 2500 Watt. Volt: 230 V AC Touch Control. Pre-set Menu: Yes With Automatic Shut-Off Plate Size: 300x300 mm |  | ₹. 5,500.00 + GST 18% | |
| QI C 125 | QUBA INDUCTION COOKTOP C 125 | Power: 3000 Watt. Plate Size: 280x280 mm Heavy-Duty Rust Proof 304 Grade SS Body with SS Base. |  | ₹. 15,400.00 + GST 18% | |
| QI W C 171 | QUBA INDUCTION COOKTOP C 171 | Power: 5000 Watt For Chinese Wok |  | ₹. 18,700.00 + GST 18% | |
| QI C 140 | QUBA INDUCTION COOKTOP C 140 | Power: 5000 Watt Volt: 220 – 240 V, 50-60 Hz Plate Size: 12x12" Crystal Lite Plate Glass Cooking Top & Heavy-Duty Rust Proof 304 Grade SS Body with SS Base. |  | ₹. 16,500.00 + GST 18% | |
| QI C 175 | QUBA INDUCTION COOKTOP C 175 | Power: 5000 Watt Volt: 230 V, 50-60 Hz Plate Size: 12x12" Crystal Lite Plate Glass Cooking Top & Heavy-Duty Rust Proof 304 Grade SS Body with SS Base. |  | ₹. 16,500.00 + GST 18% | |

| Customer PRICE-LIST effective from 01.05.2023: | | | | | PAGE 44 |
|---|--|--|---|---|--|
| CODE | PRODUCT | | DETAILS | IMAGE | PRICE |
| STEAM MASTER - 6-G | BUTLER GAS BASED STEAMER WITH 6 TRAYS | | Voltage: 220V/50Hz Dimensions : 700x600x1220mm Tray Size: 600x400mm. No of Tray: 6. Tray Material: SS 304 Rice cooking: 40 minutes. Rice weight per tray: Max 3.5 kgs Machine Weight: 50 KG |  | ₹. 82,500.00 + GST 18% MRP 99,000.00 |
| LITTLE MASTER HPO02S-U | BUTLER GAS PIZZA OVEN WITH STONE+GRILL | | Power: 3.5kw Dimensions: 21.7x16.9x17" Pizza stone size: 12.9x12.9" Burner: 12000 BTU Fuel: GAS |  | ₹. 27,500.00 + GST 18% MRP 00,000.00 |
| PC 8 PREMIA | BUTLER SINGLE DOOR UNDERCOUNTER PROOFING CABINET WITH 8 TRAYS- DELUXE | | Power: 0.5Kw Dimensions: 838x745x830 mm. Internal Dimensions: 639x487x674 mm. volt: 220V / 50 Hz. |  | ₹. 46,200.00 + GST 18% MRP 00,000.00 |
| OVP 1224 PREMIA | BUTLER TWO DECK FOUR TRAY OVEN WITH 12 TRAY PROOFER- ELECTRIC | | Power: 15.8KW. Weight: 210 kgs. Dimensions: 1300x830x18150 mm. Internal Chamber size of Each Deck: 870x670x200mm. Volt: 380V / 50 Hz. |  | ₹. 1,54,000.00 + GST 18% MRP 1,80,000.00 |
| PDR 40 | BUTLER PIZZA DOUGH ROLLER | | Power: 0.37 kW Weight: 39 kgs. Dimensions: 540x550x650 mm Electricals: 220V / 50 Hz. Pizza Diameter: 400 mm Dough Weight: 50g – 500g |  | ₹. 104,500.00 + GST 18% MRP 1,30,000.00 |
| TRUBLEN D 2.2T | BUTLER HIGH PERFORMANCE COMMERCIAL BLENDER WITH TIMER | | Power: 1680W. Voltage: 220-240V/50Hz. Motor Power: 2.2 HP Jar Capacity: 2.5 Litre |  | ₹. 16,500.00 + GST 18% MRP 19,000.00 |
| TRUBLEN D 2.2 AQT | BUTLER COMMERCIAL BLENDER WITH ACOUSTIC ENCLOSER & TIMER | | Power: 1680W. Voltage: 220-240V/50Hz Motor Power: 2.2 HP Jar Capacity: 2.5 Litre |  | ₹. 26,400.00 + GST 18% MRP 33,000.00 |







| | | | | |
|-------------------|---|---|---|--|
| IC 18 BW | TRUFROST ICE CUBE MACHINE WITH SELF CONTAINED BIN (18KG / 24H) | Ice Storage Capacity: 2.2 kgs. Cube Shape / Size: Bullet / 35x39mm Refrigerant: R134a Dimensions: 357x423x452mm |  | ₹. 33,000.00 + GST 18% MRP 39,000.00 |
| INNOWA RM | BUTLER CHEFING DISH INDUCTION WARMER | Keep warm at 90°C. Power: 220-240V ~ 50Hz, 500W Dimensions: 138mm x 110mm |  | ₹. 4,180.00 + GST 18% MRP 4,900.00 |
| MINI TOWER | TRUFROST DESK TOP TALL DISPLAY REFRIGERATOR WITH 1+3 SHELVES | Dimensions: 430x390x986mm Power: 180, Volume: 78 L. Temperature Range: 2~12°C Front Glass: Double Glass Refrigerant: R 134a |  | ₹. 58,300.00 + GST 18% MRP 85,000.00 |
| CTSR 23 | TRUFROST COUNTERTOP 3 LAYER SQUARE GLASS CAKE SHOWCASE | Dimensions: 660x530x730 mm. Power: 160W, Volume: 68L Temperature Range (°C): 2~8 Refrigerant: R 134a |  | ₹. 57,200.00 + GST 18% MRP 75,000.00 |
| CTSW 23 | TRUFROST COUNTERTOP 3 LAYER SQUARE GLASS WARM SHOWCASE | Dimensions: 660x530x730mm. Volume: 68L Temperature Range (°C): 40~65 Power: 450W |  | ₹. 46,200.00 + GST 18% MRP 58,000.00 |
| CTW 4 | TRUFROST COUNTERTOP WARM DISPLAY CASE | Dimensions: 773x420x336mm. Temperature Range (°C): 30~90. Power: 500W |  | ₹. 39,600.00 + GST 18% MRP 48,000.00 |
| DTR 8 | TRUFROST DESKTOP REFRIGERATED DISPLAY | Dimensions: 767x612x328 mm. Power: 110W, Volume: 67. Temperature Range (°C): 2~12 Refrigerant: R 134a |  | ₹. 55,000.00 + GST 18% MRP 69,000.00 |
| TEMPTA TION 44 | TRUFROST INCLINED GLASS 4 LAYER CAKE SHOWCASE | Dimensions: 1200x730x1300mm Power : 450W, Volume: 480L. Temperature Range : 2~8 Front Glass: Heated Refrigerant: R 134a |  | ₹. 1,37,500.00 + GST 18% MRP 1,96,000.00 |
| CTSS 5 | TRUFROST COUNTERTOP SUSHI SHOWCASE WITH 5 GN PANS | Dimensions: 1200x335x430mm Volume: 52L, Product Weight: 60 KG GN Compatibility: Loaded with 5 GN 1/4 pans. Input Power: 135W Temperature Range (°C): 2 ~ +10 |  | ₹. 60,500.00 + GST 18% MRP 75,000.00 |
| VRX1200 | TURFROST COUNTERTOP COLD DISPLAY STATIC COOLING | Model: VRX1200/330 Dimensions: 1200x335x435mm. Capacity: 5 gn pans of 1/4. Power: 115 Watts, Weight: 28kg. Temperature Range: +2~+10°C. Refrigerant: R134a |  | ₹. 35,200.00 + GST 18% |

| | | | | |
|-------------------|--|--|---|--|
| W 30 DZ | TRUFROST DUAL TEMPERATURE ZONE WINE COOLER – 30 BOTTLES | <p>Dimensions: 380x610x890 mm. Power: 190-WATT, Voltage: 220V. Single Phase, 50 Hz. Capacity: 30 Bottles Volume: 93 Ltr. Temp Range: Upper Zone: 5-15°C Lower Zone: 7-18°C, Digital Display. Refrigerant: R600a.</p> |  | ₹. 60,500.00 + GST 18% |
| ICE ON FIRE 100 | BUTLER GELATO PANINI GRILL | <p>Power : 1300W Dimensions: 380x260x380mm Voltage: 220V</p> |  | ₹. 27,500.00 + GST 18% MRP 45,000.00 |
| EURO GRILL PREMIA | BUTLER SANDWICH GRILLER JUMBO PLAIN | <p>Dimensions: 430x310x200mm. Cooking Surface: 340x230mm. Power : 2.8 KW, Net Weight : 25 kg. Temp. Range : 50°C-300°C.</p> |  | ₹. 19,800.00 + GST 18% |
| IDF 08 (NEW) | BUTLER INDUCTION DEEP FRYER | <p>Dimensions: 288 x 478 x 410 mm. Stainless steel body, Touch control Timer, LED display (0-120min) Temperature setting: 60°C to 190°C Power: 220-240V ~ 50Hz, 3500W Capacity: 8L</p> |  | ₹. 33,000.00 + GST 18% MRP 43,000.00 |
| EF 12 AUTO | BUTLER ELECTRIC FRYER AUTOMATIC LIFTING 12 LITER | <p>Power: 3 Kw. Dimensions: 270x585x380mm Voltage: 220V/50 Hz/ 1Ph Capacity: 12L No. of Basket: 1</p> |  | ₹. 44,000.00 + GST 18% MRP 75,000.00 |
| GPO 36 PREMIA | BUTLER GAS BASED PIZZA OVEN WITH STONE | <p>Power : 48W. Volt: 220 – 240V/50Hz Dimensions : 1000 x 750 x 550mm Stone Dimension : 620 x 520 x 15mm Temperature Range: 20-400°C Weight : 68kg</p> |  | ₹. 63,800.00 + GST 18% MRP 75,000.00 |
| GUSTO 520G | BUTLER CONVEYORISED MULTIPURPOSE IMPINGEMENT OVEN- GAS | <p>Dimension: 1520x1140x480 mm. Conveyor size: 1445x520 mm. Chamber Dimensions: 710 x 520 mm. Input Electricity: 220V, 50/60Hz Gas Consumption (m³/hr): 0.42 / 0.95 Output pcs (9" pizza): 70/hr</p> |  | ₹. 5,08,200.00 + GST 18% MRP 6,60,000.00 |
| PT BT | BUTLER PASS THROUGH BUN TOASTER | <p>Dimensions: 420x250x585mm. Rated Power: 1600W. Power Supply: 220V, 50Hz, Single Phase. Net Weight: 26Kgs.</p> |  | ₹. 71,500.00 + GST 18% |
| MWO 25 | BUTLER COMMERCIAL MICROWAVE OVEN | <p>External Dimensions: 511x311x432 mm. Cavity Dimensions: 327x200x346 mm. Input Power: 1550W. Output Power: 1000W. 3 Stage cooking & 5 Microwave power levels</p> |  | ₹. 33,000.00 + GST 18% MRP 39,000.00 |
| ECO 28 NEW | BUTLER CONVECTION OVEN 4 TRAYS ECO 28 NEW | <p>Dimensions: 670x650x470 mm. Chamber Size: 460x370x350 mm. Model: ECO-28-4T, Power: 4.5 KW. Capacity: 4 Trays of 440x318mm.</p> |  | ₹. 47,300.00a + GST 18% |

| | | | | |
|--------------------------|---|--|---|--|
| ITALIA TURBOS TEAM | BUTLER FULLY AUTOMATIC COFFEE MACHINE ITALIA TURBOSTEAM | Dimensions: 410x500x580mm. Beans hopper capacity: 1200g. Water Tank Capacity: 8 L + Tap Water. Advised daily output: 100 cups. Drain water tray capacity: 2L. Rated input power: 1500-1700 W. Electricals: 220V/50Hz. Weight: 17kg. Adjustable height of coffee spout: 80~165mm. |  | ₹.107,800.00 + GST 18% |
| SF TRU SOLO | TRUFROST SINGLE FLAVOUR SOFT SERVE MACHINE – SOLO | Dimensions: 220x660x660 mm. Material: SS Power: 700 WATT. Capacity: Max. Production: 10 Litres/Hr Hopper Capacity: 4 Litres x 1 Freezing Cylinder Capacity: 1.5 Litres x 1. |  | ₹. 1,12,200.00 + GST 18% |
| SF TRU 2 Plus 1 | TRUFROST 2 PLUS 1 FLAVOUR SOFT SERVE MACHINE – 2 PLUS 1 WITHOUT AGITATOR | Dimensions: 540x710x1440 mm. Flavours: Twin Twist Max. production: 25 L/Hr. Mix Hopper cap acity: 5.5 L x 2 Freezing cylinder capacity (ltrs.): 1.75 x 2 First Dispensing: 9 minutes Consecutive Dispensing (Cups): 5 Rated Input Power: 2500W |  | ₹. 2,14,500.00 + GST 18% |
| CIW 1.0 | BUTLER COUTERTOP INDUCTION WAARMING TRAY | Dimensions: 530 x 335 x 61 mm. Temperature range: 40°C – 100°C. Power: 1000W. Voltage: 220~240V / 50Hz |  | ₹. 13,200.00 + GST 18% MRP 17,000.00 |
| DIW 1.0 | BUTLER DROP IN INDUCTION WOK WITH WARMER | Product Dimensions: 490x345x60.5 mm. Temperature range: 40°C – 100°C Power: 1000W. Voltage: 220~240V / 50Hz |  | ₹. 13,750.00 + GST 18% MRP 17,500.00 |
| CIH 3.5 | BUTLER COUTERTOP INDUCTION HOB | Dimensions: 425x330x105 mm. Power: 3500W. Voltage: 220 / 50Hz / 1Ph. Temperature Range: 60°C – 240°C. Utensil Size: 120-360mm. |  | ₹. 16,500.00 + GST 18% MRP 19,000.00 |
| DIH 3.5 (NEW) | BUTLER DROP-IN INDUCTION HOB | Dimension: 360x380x120 mm. Cut-out Dimensions: 345x345 mm. Power: 3500W. Voltage: 220-240V/50Hz. Temperature Range: 60°C – 240°C |  | ₹. 20,900.00 + GST 18% MRP 26,000.00 |
| CIW 5.0 | BUTLER COUTERTOP INDUCTION WOK | Dimensions: 398 x 515 x 183mm Power: 5000W, Voltage: 380V/50Hz / 3Ph Temperature Range: 60°C ~ 240°C Power Levels: 500-5000W (1-10) Temperature Setting: 1-10 Utensil Size: 120-400 mm. |  | ₹. 44,000.00 + GST 18% MRP 60,000.00 |

Customer PRICE-LIST effective from 01.05.2023:

PAGE 45

| CODE | PRODUCT | DETAILS | IMAGE | PRICE |
|-------------------|--|--|---|-----------------------------|
| XY-Z965S | XY-Z965S STAND ALONE SOFTY MACHINE | Dimensions: 555x760x1350" Voltage: 220V (Single Phase) Frqn: 50HZ. Power: 2200 w. Net Weight: 130 kg. Air Cooler. Capacity -300 ltr |  | ₹. 1,54,000.00 + GST 18% |
| C 161 | TAYLOR TWIN FLAVOR SOFTY MACHINE – C161 | Dimensions: 562x638x737 mm. Hp: 0.5x2, Voltage: 220-240 V Phase: Single Phase, Hertz: 50 Hz, Capacity: Mix Reservoir:7.6 LTR Freezing Cylinder: 1.4 Lt. Included Accessory: Freezing Cylinder Mix Hopper. Refrigeration Refrigerant: R404a. Refrigeration Cooling Style: Ventilate. |  | ₹. 1,17,150.00 + GST 18% |
| SRW 128 D | CELFROST WINE COOLER (DUAL TEMP ZONE) SRW 128 D | Dimensions: 24x27x56" Power: 130W, Temp: 5~12 / 12~22°C. Capacity: 170 Ltr, Wooden Shelves: 11. Glass 2 layer of Anti-UV brown glass door. Cabinet Colour: Silver Grey/Black. Interior Colour: Black, With Interior Light. |  | ₹. 83,050.00 + GST 18% |
| ROTARY DISPLAY | REFRIGERATED ROTATING CAKE DISPLAY SHOWCASE TABLE TOP | Dimensions: 18X18X41" Rotating Cake Showcase. With LED Lights. Power: 450Watt. Capacity: 72Ltr. Temperature Range: 2-10°C. |  | ₹. 50,600.00 + GST 18% |
| DD RM | DOUGH DIVIDER & ROUNDER MACHINE | Dimensions: 21x21x80" Number of Division: 36 Weight range per pc: 20 to 70gm. Power: 0.75 kw Attachments: 3 Plastic moulding plates |  | ₹. 2,86,000.00 + GST 18% |
| YT600-1 | ELECTRIC AUTOMATIC COCKTAIL SHAKER | Dimensions: 12x15x15" Power: 120W, 220V-50Hz. Speed: 340r/Min. Timer: 1-120s. |  | ₹. 33,000.00 + GST 18% |

Customer PRICE-LIST effective from 01.05.2023:

PAGE 46

| CODE | PRODUCT | DETAILS | IMAGE | PRICE |
|-----------------|---|---|---|---------------------------|
| EDC 900F3 | REFRIGERATED CAKE DISPLAY SHOWCASE STRAIGHT GLASS 3FT VACCUM INSULATED ELANPRO | Dimensions: 900x730x1300 mm. 3 SHELVES + BASE. Power: 450Watt. Single Phase 220V / 50Hz. Temperature Range: 2-10°C. Capacity: 408 Ltr. Refrigerant R290. |  | ₹. 73,150.00 + GST 18% |
| EDC 1200F3 | REFRIGERATED CAKE DISPLAY SHOWCASE STRAIGHT GLASS 4FT VACCUM INSULATED ELANPRO | Dimensions: 1200x700x1300 mm. 3 SHELVES + BASE. Power: 450Watt. Single Phase 220V / 50Hz. Temperature Range: 2-10°C. Capacity: 535 Ltr. Refrigerant: R290. |  | ₹. 86,900.00 + GST 18% |
| EDC 1200C3 | REFRIGERATED CAKE DISPLAY SHOWCASE CURVED GLASS 4FT VACCUM INSULATED ELANPRO | Dimensions: 1200x730x1300 mm. 3 SHELVES + BASE. Power: 502Watt. Single Phase 220V / 50Hz. Temperature Range: 2-10°C. Capacity: 530 Ltr. Refrigerant: R290. |  | ₹. 90,200.00 + GST 18% |
| EDH 900F3 SS | HOT DISPLAY SHOWCASE STRAIGHT GLASS 3FT HEATED COUNTER ELANPRO | Dimensions: 900x700x1270 mm. 3 SHELVES + BASE. Temperature Range: 30°C - 65°C. Capacity: 402 Ltr. |  | ₹. 62,150.00 + GST 18% |
| UC 1502C | ELANPRO SS UNDERCOUNTER CHILLER 4'5 FT – 28" D | Dimension: 54x28x33". Volume: 400 L. Temperature Chiller : 2°C to 8°C. 2 Door / 2 Shelves. Inside – Material: SS 430. Power Supply: 230 V / 50Hz. STATIC COOLING |  | ₹. 82,500.00 + GST 18% |
| CGN310 0 C | ELANPRO SS UNDERCOUNTER CHILLER 6 FT – 28" D | Dimension: 71x28x33". Volume: 400 L. Temperature Chiller : 2°C to 8°C. 3 Door / 3 Shelves. Inside – Material: SS 430. Power Supply: 230 V / 50Hz. STATIC COOLING |  | ₹. 91,850.00 + GST 18% |

[illegible]

TERMS & CONDITIONS

| | |
|--------------------------------------|---|
| <u>PACKAGING AND FORWARDING:</u> | <p>OUT OF PUNE:</p> <ul style="list-style-type: none"> PACKAGING AND FORWARDING CHARGES ARE 4% ADDITIONAL FOR OUT OF PUNE DISPATCHES. TRANSPORTATION COST TO BE PAID BY THE CUSTOMERS AT ACTUALS. <p>PUNE:</p> <ul style="list-style-type: none"> PUNE CUSTOMERS WILL PAY TEMPO CHARGES AT ACTUALS FOR DELIVERY. |
| <u>WARRANTY IN GENERAL:</u> | <ul style="list-style-type: none"> <u>ONE YEAR WARRANTY PROVIDED FOR ALL PRODUCTS.</u> <p>PUNE:</p> <ul style="list-style-type: none"> BIG EQUIPMENT WILL BE SERVICED OR REPAIRED ON SITE. TABLE TOP EQUIPMENT SHOULD BE BROUGHT TO OUR WAREHOUSE FOR REPAIRS. TABLE TOP ITEMS ARE: Fryers, Sandwich Grillers, Blenders, Waffle Makers, Toasters, Meat Miners, 7ltr Planetary Mixer, Pizza Ovens, Shawarma Machines And Similar Items Which Can Be Carried By A Single Person. <p>OUT OF PUNE:</p> <ul style="list-style-type: none"> SERVICE AND WARRANTY FOR OUT OF PUNE DEPENDS ON THE CITY OF PURCHASE AND AVAILABILITY OF OUR TECHNICIAN IN THE AREA. THE CUSTOMER NEEDS TO CONFIRM REGARDING THE SERVICE AND WARRANTY TERMS FOR THEIR CITY BEFORE PURCHASE. |
| <u>WARRANTY FOR BRANDS:</u> | <ul style="list-style-type: none"> BRANDED PRODUCTS SUCH AS WHIRLPOOL, CELFROST, PANASONIC, ETC. WILL CARRY WARRANTY WHICH WILL BE DIRECTLY PROVIDED BY THE COMPANY. |
| <u>INSTALLATION:</u> | <ul style="list-style-type: none"> WE PROVIDE INSTALLATIONS FOR CERTAIN PRODUCTS, MANY OTHER PRODUCTS ARE PLUG AND PLAY AND DO NOT NEED INSTALLATION. TECHNICIAN VISITING FOR INSTALLATION OF THE PRODUCT WILL INSTRUCT THE CUSTOMERS ON THE WORKS TO BE COMPLETED BEFORE INSTALLATION. IF THE WORKS ARE NOT COMPLETED FROM THE CUSTOMER'S END DURING THE VISIT, THE SECOND VISIT WILL INCUR CHARGES. <ul style="list-style-type: none"> THE PRICES OF WALL SHELVES AND EXHAUST HOODS ARE PRODUCT PRICE, IT DOES NOT INCLUDE FITTING OR INSTALLATION. IF REQUIRED THESE SERVICES CAN BE PROVIDED AT AN EXTRA COST. |
| <u>PAYMENT:</u> | <ul style="list-style-type: none"> PAYMENTS ARE TO BE MADE 100% ADVANCE AT THE TIME OF ORDER, BEFORE DISPATCH. |
| <u>LOADING & UNLOADING:</u> | <ul style="list-style-type: none"> LOADING OF THE GOODS FROM OUR WAREHOUSE WILL DONE BY US. UNLOADING DOES NOT FALL UNDER OUR SCOPE OF WORK. |
| <u>OTHER CHARGES:</u> | <ul style="list-style-type: none"> ANY LOCAL TAX OR CHARGES SUCH AS MHATADI, ETC. WILL BE PAID BY THE CUSTOMER. |
| <u>DAMAGE DURING TRANSPORTATION:</u> | <ul style="list-style-type: none"> THE DISPATCH TEAM WILL CHECK, PACK AND LOAD THE GOODS. AFTER THIS WE ARE NOT RESPONSIBLE FOR ANY DAMAGE IN TRANSPORT. WE ALWAYS SUGGEST OUR BUYERS TO USE PRIVATE VEHICLES FOR THE SAFETY OF THE GOODS. |
| <u>VALIDITY:</u> | <ul style="list-style-type: none"> THE PRICES MAY CHANGE OR WE MAY ISSUE A NEW PRICE-LIST WITHOUT ANY PRIOR NOTIFICATIONS. |
| <u>AVAILABILITY:</u> | <ul style="list-style-type: none"> STOCK POSITION TO BE CONFIRMED AT THE TIME OF FINALIZATION OF ORDER. |

SPECIAL CASES WHERE WARRANTY WILL BE VOID:

| | |
|---|--|
| <u>FOR REFRIGERATORS:</u> | ALL REFRIGERATORS COME WITH ONE YEAR WARRANTY FOR COMPRESORS. DELICATE COMPONENTS SUCH AS TEMPERATURE CONTROLLERS, CONDENSERS, ETC. ARE NOT COVERED UNDER WARRANTY AS IT MAY GET DAMAGED DUE TO IMPROPER VOLTAGE SUPPLY OR MULTIPLE JERKS OF VOLTAGE FLUCTUATION. WE PROVIDE FREE SERVICE FOR CHANGE OF SUCH PARTS BUT THE CUSTOMERS NEEDS TO PAY THE COST OF THE SPARE CHANGED. |
| <u>FOR PLANETARY MIXERS:</u> | WE PROVIDE ONE YEAR LIMITED WARRANTY FOR PLANETARY MIXERS. THESE MIXERS ARE TO BE USED FOR CREAM WHIPPING AND BATTER MIXING. IT HAS LIMITATIONS WHILE USING FOR DOUGH MIXING. <ol style="list-style-type: none"> 1. IT CANNOT BE USED IN THE THIRD GEAR (HIGHEST SPEED) FOR DOUGH MIXING. 2. THE QUANTITY OF THE FLOUR SHOULD NOT BE MORE THAN THE MENTIONED CAPACITY OF THE MIXER. 3. THE MIXER SHOULD BE TURNED OFF BEFORE CHANGING THE GEAR TO DECREASE THE WEAR AND TEAR OF THE GEARS. IF THE MIXER BREAKS DOWN DUE TO NEGLIGENCE IN FOLLOWING THE ABOVE FIRST TWO INSTRUCTIONS, IT WILL NOT BE COVERED UNDER WARRANTY. |
| <u>FOR DECK OVENS:</u> | GAS OVENS REQUIRE PROPER VENTILATION. IF PLACED IN A CONGESTED PLACE WITH NO VENTILATION OR IF AIR IS OBSTRUCTED, THE BLOWER FANS IN THE OVEN MAY BURN. IN SUCH A CASE CHANGE OF BLOWER WILL NOT BE COVERED UNDER WARRANTY. OVEN DOOR SPRINGS AND BULBS CAN BE CHANGED BY THE CLIENT AND IT IS NOT INCLUDED IN THE ON SITE SERVICE AS IT IS GENERAL WEAR AND TEAR. |
| <u>FOR INDIAN MACHINES WITH MOTOR:</u> | MOTOR BURN DUE TO WATER COMING IN CONTACT WITH THE MOTOR WILL NOT BE COVERED UNDER WARRANTY. REWINDING CHARGES AS WELL AS TECHNICIAN CHARGES ARE TO BE PAID BY THE CUSTOMER. |
| <u>WATER DAMAGE:</u> | ANY MACHINE DAMAGED DUE TO CONTACT WITH WATER WHILE WASHING THE KITCHEN OR ANY OTHER REASON WILL NOT BE COVERED UNDER WARRANTY. |

“Looking forward to receive your valued order, looking forward to serve you better.”

***Regards,
Amir Ali.***