

**STAINLESS STEEL**  
**COFFEE &**  
**KADAK CHAI**  
BREWING & DISPENSING MACHINES



**BRUNN**<sup>®</sup>

*by* **PRADDEP**<sup>®</sup>

## Stainless Steel Coffee & Kadak Chai Brewing & Dispensing Machines



### COFFEE BREWER WITH AUTOMATIC DISPENSING

ITEM NO	WxHxD (mm)	Pcs / Ctn	CBM
111521	610x670x410	1	0.321
111523	470x550x380	1	0.189

Fill Type: Automatic  
 Fill Temperature: Normal  
 Dispensing Options: Decoction, Milk, Water.

Independent brewing basket with lid



**IMPROVED PERFORMANCE**



### COFFEE BREWER WITH MANUAL DISPENSING

ITEM NO	WxHxD (mm)	Pcs / Ctn	CBM
111522	455x510x511	1	0.167

Fill Type: Automatic  
 Fill Temperature: Normal  
 Dispensing Options: Decoction, Milk, Water.

Independent brewing basket with lid



**IMPROVED PERFORMANCE**



### COFFEE BREWER

ITEM NO	WxHxD (mm)	Pcs / Ctn	CBM
111500	250x595x495	1	0.095
111501 (with Glass Decanter)	200x657x364	1	0.064
111502	200x440x428	1	0.058

Fill Type: Manual  
 Fill Temperature: Normal  
 Dispensing Options: Decoction

Independent brewing basket with lid



### INSULATED COFFEE BREWER

ITEM NO	Capacity(Lt)	Pcs / Ctn	CBM
111509	3	6	0.146



### COFFEE BREWER WITH WARMER PLATE

CBM	Pcs / Ctn	Capacity(Lt)	ITEM NO
0.118	6	3	111503
0.178	6	5	111504

Fill Type: Manual  
 Fill Temperature: Boiling Hot  
 Dispensing Options: Decoction



## Stainless Steel Coffee & Kadak Chai Brewing & Dispensing Machines



### KADAK CHAI & COFFEE BREWER WITH AUTOMATIC DISPENSING

ITEM NO	WxHxD (mm)	Pcs / Ctn	CBM
111530	(528x385x601)	(1)	(0.196)
111603	(237x394x372)	(1)	(0.057)
111531	(677x784x550)	(1)	(0.029)
111608	(237x465x370)	(1)	(0.070)

Fill Type: Automatic for Coffee / Manual for Kadak Chai  
 Fill Temperature: Normal  
 Dispensing Options: Kadak Chai, Coffee, Milk, Water.



Independent brewing basket



### MANUAL KADAK CHAI BREWER\* WITH AUTOMATIC DISPENSING

ITEM NO	WxHxD (mm)	Pcs / Ctn	CBM
111542	505x700x400	1	0.245
111603 or 111608	(237x394x372)  (237x465x370)	(1)  (1)	(0.057)  (0.070)

\*Manual Brewer to be ordered separately

Model No. 111603 - 3 ltr/ Model No. 111608 - 7 ltr

Fill Type: Automatic for Milk / Manual for Brewing  
 Fill Temperature: Normal  
 Dispensing Options: Kadak Chai, Milk, Water



Independent brewing basket



### KADAK CHAI BREWER WITH AUTOMATIC DISPENSING

ITEM NO	WxHxD (mm)	Pcs / Ctn	CBM
111512	540x735x405	1	0.302

Fill Type: Automatic  
 Fill Temperature: Normal  
 Dispensing Options: Kadak Chai, Milk, Water



Independent brewing basket



### KADAK CHAI BREWER WITH WARMER PLATE

ITEM NO	Capacity(Lt)	Pcs / Ctn	CBM
111505	3	6	0.188
111506	5	6	0.178

Fill Type: Manual  
 Fill Temperature: Boiling Hot  
 Dispensing Options: Kadak Chai Decoction




# Stainless Steel Coffee & Kadak Chai Brewing & Dispensing Machines



## KADAK CHAI BREWER

ITEM NO	Capacity(Lt)	Pcs / Ctn	CBM
111301	5	1	0.058
111313	12	1	0.089

Fill Type: Manual  
 Fill Temperature: Normal  
 Dispensing Options: Kadak Chai, Water




Independent brewing basket



## KADAK CHAI BREWER (WITH TIMER)

ITEM NO	Capacity(Lt)	WxHxD (mm)	CBM
111513	5	290x510x513	0.076
111514	7	290x590x513	0.088

Fill Type: Manual  
 Fill Temperature: Normal  
 Dispensing Options: Kadak Chai / Hot Water



Independent brewing basket



## KADAK CHAI & COFFEE BREWER (MANUAL FILL)

ITEM NO	WxHxD (mm)	Pcs / Ctn	CBM
111534	560x300x445	1	0.106

Fill Type: Manual for coffee / Manual for Kadak Chai  
 Fill Temperature: Normal  
 Dispensing Options: Coffee, Kadak Chai



## AUTOMATIC HOT WATER DISPENSER

ITEM NO	WxHxD (mm)	Pcs / Ctn	CBM
111550	575x520x200	1	0.097
111551	595x645x220	1	0.120

Fill Type: Automatic  
 Fill Temperature: Normal  
 Dispensing Options: Water



### HOT LIQUID DISPENSER

ITEM NO	Capacity(Lt)	Pcs/Ctn	CBM
111300	5.00	1	0.054
111312	12.00	1	0.083
111320	20.00	1	0.106
111330	30.00	1	0.131

Indirect Heating - Water Level Indicator - Easy Cleaning  
Double Dispenser  
CE, IECEE, CB SCHEME, SAA, SASO



### INSULATED HOT LIQUID DISPENSER

ITEM NO	Capacity(Lt)	Pcs/Ctn	CBM
111600	5.00	1	0.054
111612	12.00	1	0.083
111620	20.00	1	0.106
111630	30.00	1	0.131

Eco Green Saves Electricity upto 50%  
Indirect Heating - Water Level Indicator - Easy Cleaning  
Double Dispenser  
CE, IECEE, CB SCHEME, SAA, SASO



### HOT WATER DISPENSER

ITEM NO	Capacity(Gallon)	Capacity(Lt)	Pcs/Ctn	CBM
111101	1	4.50	1	0.064
111102	2	9.00	1	0.086
111104	4	18.00	1	0.142
111106	6	27.00	1	0.175
111109	9	40.00	1	0.240

CE, ECAS, IECEE, CB SCHEME, SAA, SASO




### INSULATED HOT WATER DISPENSER

ITEM NO	Capacity(Gallon)	Capacity(Lt)	Pcs/Ctn	CBM
111201	1	4.50	1	0.031
111202	2	9.00	1	0.041
111204	4	18.00	1	0.068
111206	6	27.00	1	0.086
111209	9	40.00	1	0.129

Eco Green Saves Electricity upto 50%  
Double wall construction with 'PUF' filled in between  
CE, IECEE, CB SCHEME, SAA, SASO

# iBrew®

by **PRADEEP®**



Model Number	Kadak Chai Brewer		Kadak Chai & Coffee Brewer with Automatic Dispensing		Coffee Brewer with Automatic Dispensing		Coffee Brewer with Manual Dispensing		Coffee Brewer	
	111301	111313	Kadak Chai 111603 / 111608	Coffee 111530 / 111531	111523	111521	111522	111520	111502	111500
Brew options	Manual	Manual	Manual	User Defined	User Defined	User Defined	Factory Set	Manual	Manual	Manual
Maximum allowed water input for brewing	4 litres	10 litres	2.5 / 6.75 litres	1 litres / 2 litres	1 litres	2 litres	1 litres	2 litres	1 litres	2 litres
Brew storage capacity @ Max level	4 litres	10 litres	2.5 / 6.75 litres	2.25 / 3.25 litres	2.25 litres	3.25 litres	2.25 litres	3.25 litres	3.25 litres	5.5 litres
Fresh milk capacity	5 litres*	12 litres*	5 / 12 litres		5 litres	12 litres	5 litres	12 litres	Not Applicable	Not Applicable
Water tank capacity	4.70 litres	9.15 litres	6.5 / 13.75 litres	6.5 / 13.75 litres	6.5 litres	13.75 litres	10 litres	13.75 litres	1 litres	2 litres
Initial machine set up time	15 Minutes	25 Minutes	15 / 25 Minutes	20 / 40 Minutes	20 Minutes	40 Minutes	20 Minutes	40 Minutes	Ready to use	Ready to use
No. Of Cups per minute (100 ml cups)	Manual	Manual	6 to 8 Cups	6 to 8 Cups	6 to 8 Cups	6 to 8 Cups	Manual	Manual	Manual	Manual
No.of output options	2	6	6	4	4	3	3	1	1	1
Required power supply	220 ~ 240V AC, 50HZ $\frac{1}{\pm}$ , 15A (Single Phase)	220 ~ 240V AC, 50HZ $\frac{1}{\pm}$ , 15A (Single Phase)	220 ~ 240V AC, 50HZ $\frac{1}{\pm}$ , 15A (Single Phase)	220 ~ 240V AC, 50HZ $\frac{1}{\pm}$ , 15A (Single Phase)	220 ~ 240V AC, 50HZ $\frac{1}{\pm}$ , 15A (Single Phase)	220 ~ 240V AC, 50HZ $\frac{1}{\pm}$ , 15A (Single Phase)	220 ~ 240V AC, 50HZ $\frac{1}{\pm}$ , 15A (Single Phase)	220 ~ 240V AC, 50HZ $\frac{1}{\pm}$ , 15A (Single Phase)	220 ~ 240V AC, 50HZ $\frac{1}{\pm}$ , 15A (Single Phase)	220 ~ 240V AC, 50HZ $\frac{1}{\pm}$ , 15A (Single Phase)
Power Consumption	2400 Watts	3000 Watts	3000 Watts	3000 Watts	3000 Watts	3000 Watts	3000 Watts	3000 Watts	2300 Watts	2300 Watts



\* If used independently as milk dispenser instead of tea brewer.

Removable and easy to clean milk container, fine filter, shower cap

## Specification Features